



**MITSUBISHI  
ELECTRIC**

*Changes for the Better*

for a greener tomorrow



MULTIMEDIA DATA/VIDEO PROJECTORS

## Distinctly Superior Imaging Capabilities

All-new series of high-brightness installation models  
with advanced color reproduction performance

*New*

UD8900U UD8900U(BL)

UD8850U UD8850U(BL)

WD8700U WD8700U(BL)

XD8600U XD8600U(BL)

XD8500U



# Introducing an Evolutionary Line-up of Advanced Installation Models

Vivid image and color reproduction for truly unforgettable presentations

High picture quality, functionality and reliability... The new 8000 Series of installation-model projectors from Mitsubishi Electric utilize advanced color reproduction technologies to create images that ensure maximum impact from your presentations. Aiming to reproduce true-to-life images, exhaustive measures have been taken to achieve precise color reproduction in addition to high brightness and high contrast. Projectors are easy to install and require minimal maintenance, further contributing to the superior reliability synonymous with the Mitsubishi Electric name. The new line-up offers a choice of five models from standard to high-resolution, all of which are sure to transform your presentations into unforgettable experiences.



**New**

- UD8900U    UD8900U(BL)
- UD8850U    UD8850U(BL)
- WD8700U    WD8700U(BL)
- XD8600U    XD8600U(BL)
- XD8500U

## High Image Quality

### Vivid Color 8500lm\* Brightness and 2800:1 High Contrast

Features including impressive 8500lm brightness and a high contrast of 2800:1 allow the XD8600U to reproduce clear, sharp images regardless of venue size, be it a large meeting room or lecture hall. Whether coming from a computer, video-cassette player or other source, the reproduction of vivid images full of color is guaranteed.

\*Maximum brightness of UD8900U, UD8850U is 7500 lumens. WD8700U is 7300 lumens. XD8500U is 7000 lumens.



### Optional Color Wheel with High Color Brightness

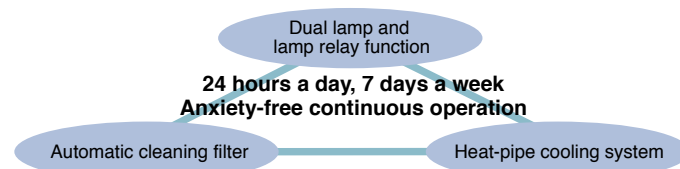
In addition to the standard red (R)/green (G)/blue (B)/white (W) four-segment color wheel, an optional three-segment (R/G/B) color wheel is available. Compared to the standard color wheel, it reproduces each primary color (R/G/B) with high brightness and in vivid, deep tones, making it possible to project visuals rich with color.

\*White brightness is reduced when the optional color wheel is used. \*XD8500U cannot be equipped with the optional color wheel.



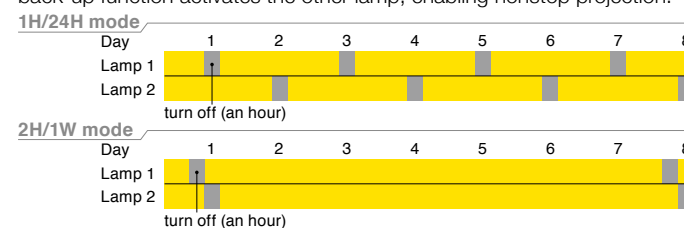
## High Reliability

The dual lamp system and lamp relay function enable continuous operation with no risk of the image going out. Dust resistance and cooling performance are greatly enhanced by the automated self-cleaning filter and heat-pipe cooling system technologies that have proven so successful in air conditioners, enabling extended continuous use for monitoring and digital signage applications.



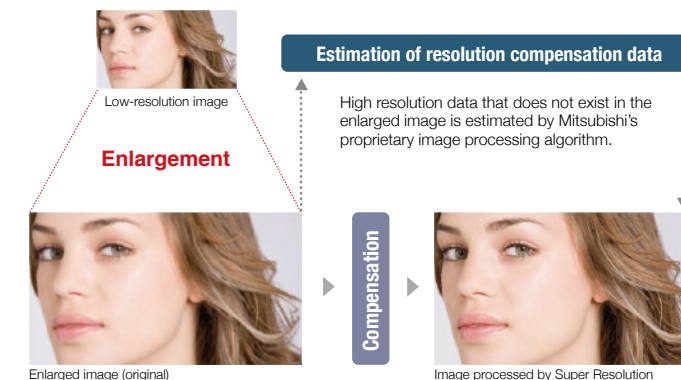
### Various Lamp Relay Options

Continuous, bright projection is ensured through the utilization of a dual-lamp light source and a variety of setting options. When two lamps are in use, one of the lamps can be rested (turned off) once a day or week. Additionally, if only one lamp is being used and it goes out, an automatic back-up function activates the other lamp, enabling nonstop projection.



### Super Resolution

These projectors are equipped with Mitsubishi Electric's industry-leading, advanced image-processing algorithm, which is also used in our televisions and displays. The technology analyzes blurred components in the original images, estimates high-resolution data not provided in the original signal and corrects the image quality. The result is the projection of sharp, vivid images such as people's faces in fine detail.



### New Natural Color Matrix

This color balancing function enables more precise control by allowing each color to be adjusted independently. Conventional R/G/B/cyan (C)/magenta (M)/ yellow (Y) six-axis color gradation correction has been refined to include intermediate colors, resulting in 12-axis\* correction.

\*Automatic projector-based correction in conjunction with conventional R/G/B/C/M/Y six-axis manual correction and intermediate-color six-axis manual correction.

### Dynamic Contrast Correction

The 8000 series analyzes the image signal, detects the screen brightness distribution of each scene and then automatically corrects the signal in real-time to enhance contrast. This suppresses the loss of shadow details in dark scenes and highlight details in bright scenes, producing clear, dynamic images.



The trees in the middle of the screen have a sharply defined outline, producing a distinct sense of depth.

### Automatic Cleaning Filter

For the 8000 Series, we've utilized the same mechanism (mesh filter and cleaning brush) that has a proven track record in Mitsubishi Electric air conditioners and air purifiers is utilized. It automatically prevents dust from building up in the radiator of the heat-pipe cooling unit for the digital micromirror device (DMD), thereby ensuring trouble-free use for extended periods of time.


\*XD8500U is fixed cleaning filter.



### Heat-pipe Cooling System

Compared to liquid-based cooling systems, this heat-pipe cooling system has a simplified structure and does not require a power supply, enabling a more compact design and cost reductions. Not only is it highly reliable, other benefits include exceptional energy savings, quiet operation and elimination of concerns regarding liquid leaking.

\*Configuration may differ from the actual product.



## Installation Flexibility


### Geometric Corrections

#### Keystone Correction

Trapezoidal distortion caused when the projector is not positioned directly in front of the screen is corrected in both vertical and horizontal directions.

#### Cornerstone Correction

Pixel conversion is used to correct trapezoidal and diagonal distortion that causes oblique images, ensuring the proper aspect ratio.



#### Curved-surface Projection Correction

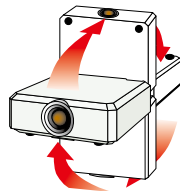
Projectors in the series are equipped with a distortion correction function that can be used when projecting images onto curved surfaces. Coordinates at the image's four corners are adjusted, enabling the projection angle to be adjusted at the time of angled or stacked projection. It is extremely handy for unique applications like projecting images onto special surfaces such as pillars at event sites.



### 360° Projection Capability

Images can be projected over a full 360° range along the vertical axis\* including reproduction on the ceiling or floor. The application possibilities are limitless.

\*Excluding use in high-altitude mode.



### Ultra-short-throw Optional Lens (OL-XD8000EZ)

The newly introduced OL-XD8000EZ lens enables a projection distance as short as 0.6~0.8m.\* Large images with high picture quality can be enjoyed even in small rooms where it's not possible to secure a standard projection distance.

\*For a 40-inch projection screen (XD8600U/XD8500U only).

The newly introduced OL-XD8000EZ lens enables a projection distance as short as 0.6~0.8m (throw ratio: 0.8~1.0).



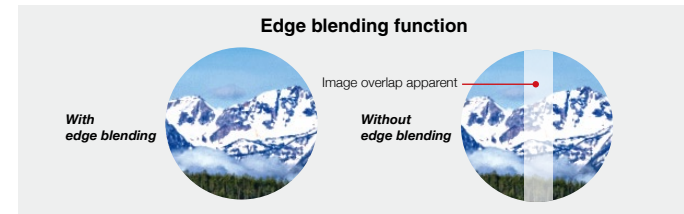
### Optional Lenses Line-up

<b>OL-XD2000SZ</b> Short-throw Zoom Lens Converter Lens (mounted on the standard lens)		<b>OL-XD2000LZ</b> Long-throw Zoom Lens Converter Lens (mounted on the standard lens)		<b>OL-XD2000TZ</b> Telescopic-throw Zoom Lens	
<b>OL-XD8000UZ</b> Ultra-telescopic-throw Zoom Lens		<b>OL-XD8000EZ</b> Ultra Short-throw Lens		<b>OL-XD2000FR</b> Rear-projection Short-throw Fixed Lens	


### Multi-screen Solutions

#### Edge Blending

Edge blending creates a seamless image by adjusting the brightness at adjoining edges when using multiple projectors side-by-side to reproduce single widescreen images. This feature can also be utilized for top-bottom projection or a combination of side-by-side and top-bottom images; for example, when images are projected from four projectors in a two-by-two arrangement.



#### Multiple projectors side-by-side



#### Multiple projectors top-bottom



#### Color Matching

The use of multiple projectors to create a larger image can result in color variations due to slight differences in projector image processing. The 8000 series projectors are equipped with a color matching function that resolves this problem. Each projector is adjusted so that the same colors are reproduced when multiple projectors are used simultaneously.



### Power Zoom/Focus and Lens Shift

The zoom/focus and lens shift adjustment are powered by an electric motor, ensuring easy operation.

## Others

### Ecology

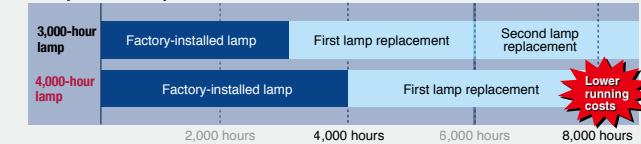
#### Long 4000hrs\* Lamp Life

Designed with a lamp temperature controlling system, the 8000 series can support an estimated lamp rating of up to 4000 hours. The long estimated lamp life makes dramatic reductions in overall cost of ownership by decreasing the frequency of lamp replacements.



\*When used in low mode.

#### Lamp Life Comparison



Lamp life specification is an estimate based on verification under proper conditions and is not the duration of the warranty. Lamp will shut-off automatically when usage reaches the specified estimated maximum lamp hours. Service life may vary widely depending on usage and operating environment and conditions, as well as users' adherence to the maintenance and cleaning procedures provided in the user manual.

#### Stand-by Wattage under 0.3W\*

Stand-by (low) mode power consumption is less than 0.3W, offering increased energy savings and further contributing to environmental preservation.

\*When in stand-by (low) mode. At this time, use of the LAN function, serial output and Remote 1 is not possible.

### Network

#### Network Connectivity

Projectors are equipped with a RJ-45 LAN terminal for remote operation. Additionally, when used with Crestron RoomView™, integrated control of up to 250 projectors including power on/off control, message display and confirmation of lamp service hours is possible. The 8000 series are equipped with AMX Device Discovery for simplified device management and compatible with PJLink™.

\*The trademark of PJLink is trademark applied for registration or registered trademark in Japan, the United States, and other countries and areas.



#### Multiple Terminals

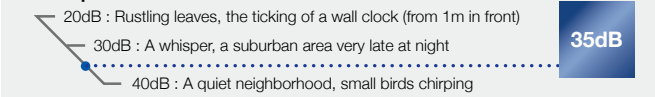
Many different interfaces are possible thanks to a variety of terminals including 3G-SDI (UD8900U only), DVI-D (HDCP), HDMI and 5BNC. A control terminal (compatible with RS-232C) is also provided for easier system integration.

### User Friendly

#### Ultra Quiet 35dB Operation

Fan noise during projector operation can be distracting during a presentation or videoconference. The 8000 series projectors operate at a significantly low noise level of only 35dB (i.e., using a dual lamp in "low lamp" mode). As a result, presentations and conferences can be held without distracting projector noise in the background.

#### Examples of Noise Levels



#### ID-compatible Remote Control

ID settings for up to 63 projectors are possible. Setting the IDs allows control of each individual projector when multiple projectors are installed.

#### Mechanical Shutter

An internal shutter in the projector enables light to be completely blocked when the projector is in Mute mode.

\*Excluding XD8500U

#### Lamp Side Access

The lamps can be accessed from the side of the unit.



#### Cable Lock

Reliability has been improved by introducing a cable locking function that prevents the AC power cord from becoming disconnected accidentally.



## Others

#### OSD Menu Multilanguage Compatibility (20 Languages\*)

\*Previous languages: Chinese, English, French, German, Italian, Japanese, Korean, Polish, Portuguese, Russian, Spanish, Swedish  
Languages added: Dutch, Indonesian, Malaysian, Norwegian, Thai, Turkish, Vietnamese, Arabic

#### 2-Screen Mode

(PinP: XD8600U, XD8500U Split: WD8700U, UD8900U, UD8850U)

#### Direct Power Off

#### Test Pattern

#### High-altitude Mode (2,000 to 2,700 m)

Adjusts fan speed and other necessary settings to ensure proper projector operation even in high altitude environments.


#### Closed Caption Support

A closed caption decoder comes installed as standard equipment. Words spoken are processed into subtitles that are projected onto the screen. This feature conveniently addresses the needs of language students and hearing-impaired viewers.

#### Demonstration Mode

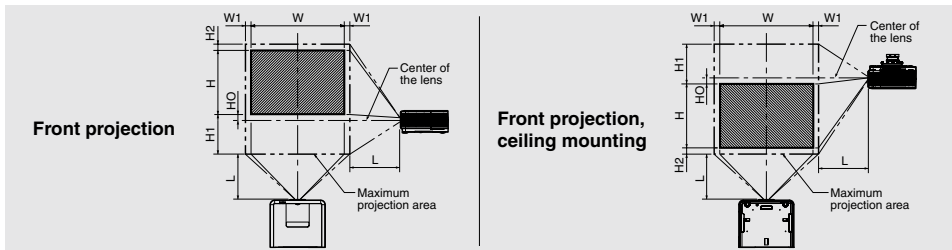
In demonstration mode, the image on the screen is split and the effects of the following features are shown on the right side.

- 1: Super Resolution
- 2: Natural Color Matrix
- 3: Dynamic Contrast Correction



## Screen Size and Projection Distance

Refer to the following table to determine the screen size and projection distance.



## UD8900U / UD8850U

Standard Lens (Aspect 16:10)

Image (WXGA)		Distance from Screen		Default Height Projected Image (HO)		Movable V Position from Default Position				Movable H Position from Default Position									
Diagonal Size	Width	Height	Shortest (Wide)	Longest (Tele)	H1	H2	H1	H2	W1	W1	W1	W1							
inch	cm	inch	cm	inch	cm	inch	cm	inch	cm	inch	cm	inch	cm						
40	102	34	86	21	54	5.5	1.4	7.6	1.9	0	0	10	-0-4	26	-0-10	3	-0-3	8	-0-8
60	152	51	129	32	81	8.3	2.1	11.5	2.9	0	0	15	-0-6	39	-0-15	5	-0-5	12	-0-12
80	203	68	172	42	108	11.2	2.8	15.4	3.9	0	0	21	-0-8	52	-0-20	7	-0-7	17	-0-17
100	254	85	215	53	135	14.1	3.6	19.3	4.9	0	0	26	-0-10	66	-0-25	8	-0-8	21	-0-21
150	381	127	323	79	202	21.3	5.4	29.1	7.4	0	0	39	-0-15	98	-0-37	12	-0-12	31	-0-31
200	508	170	431	106	269	28.5	7.2	38.9	9.9	0	0	52	-0-20	131	-0-50	16	-0-16	42	-0-42
250	635	212	538	132	337	35.6	9.1	-	-	0	0	65	-0-24	164	-0-62	20	-0-20	52	-0-52
300	762	254	646	159	404	42.8	10.9	-	-	0	0	77	-0-29	197	-0-75	25	-0-25	62	-0-62

Standard Lens (Aspect 16:9)

Image (1080p)		Distance from Screen		Default Height Projected Image (HO)		Movable V Position from Default Position				Movable H Position from Default Position									
Diagonal Size	Width	Height	Shortest (Wide)	Longest (Tele)	H1	H2	H1	H2	W1	W1	W1	W1							
inch	cm	inch	cm	inch	cm	inch	cm	inch	cm	inch	cm	inch	cm						
40	102	35	89	20	50	5.6	1.4	7.8	2.0	1	3	11	-0-4	27	-0-10	3	-0-3	9	-0-9
60	152	52	133	29	75	8.6	2.2	11.8	3.0	2	4	16	-0-6	40	-0-15	5	-0-5	13	-0-13
80	203	70	177	39	100	11.5	2.9	15.8	4.0	2	6	21	-0-8	54	-0-20	7	-0-7	17	-0-17
100	254	87	221	49	125	14.5	3.7	19.8	5.0	3	7	27	-0-10	67	-0-26	8	-0-8	21	-0-21
150	381	131	332	74	187	21.9	5.6	29.9	7.6	4	11	40	-0-15	101	-0-38	13	-0-13	32	-0-32
200	508	174	443	98	249	29.3	7.4	39.9	10.1	6	14	53	-0-20	135	-0-51	17	-0-17	43	-0-43
250	635	218	553	123	311	36.6	9.3	-	-	7	18	66	-0-25	168	-0-64	21	-0-21	53	-0-53

OL-XD2000SZ (Aspect 16:9)

Image (1080p)		Distance from Screen		Default Height Projected Image (HO)		Movable V Position from Default Position				Movable H Position from Default Position									
Diagonal Size	Width	Height	Shortest (Wide)	Longest (Tele)	H1	H2	H1	H2	W1	W1	W1	W1							
inch	cm	inch	cm	inch	cm	inch	cm	inch	cm	inch	cm	inch	cm						
40	102	35	89	20	50	4.3	1.1	6.0	1.5	1	3	11	-0-4	27	-0-10	3	-0-3	9	-0-9
60	152	52	133	29	75	6.7	1.7	9.2	2.3	2	4	16	-0-6	40	-0-15	5	-0-5	13	-0-13
80	203	70	177	39	100	9.3	2.3	12.4	3.2	2	6	21	-0-8	54	-0-20	7	-0-7	17	-0-17
100	254	87	221	49	125	11.9	2.9	15.6	4.0	3	7	27	-0-10	67	-0-26	8	-0-8	21	-0-21
150	381	131	332	74	187	17.2	4.4	23.6	6.0	4	11	40	-0-15	101	-0-38	13	-0-13	32	-0-32
200	508	174	443	98	249	23.0	5.9	31.6	8.0	6	14	53	-0-20	135	-0-51	17	-0-17	43	-0-43
250	635	218	553	123	311	28.9	7.3	-	-	7	18	66	-0-25	168	-0-64	21	-0-21	53	-0-53

OL-XD2000LZ (Aspect 16:9)

Image (1080p)		Distance from Screen		Default Height Projected Image (HO)		Movable V Position from Default Position				Movable H Position from Default Position									
Diagonal Size	Width	Height	Shortest (Wide)	Longest (Tele)	H1	H2	H1	H2	W1	W1	W1	W1							
inch	cm	inch	cm	inch	cm	inch	cm	inch	cm	inch	cm	inch	cm						
40	102	35	89	20	50	-	-	9.2	2.3	1	3	11	-0-4	27	-0-10	3	-0-3	9	-0-9
60	152	52	133	29	75	11.1	2.8	14.1	3.6	2	4	16	-0-6	40	-0-15	5	-0-5	13	-0-13
80	203	70	177	39	100	15.0	3.8	19.0	4.8	2	6	21	-0-8	54	-0-20	7	-0-7	17	-0-17
100	254	87	221	49	125	18.9	4.8	23.9	6.1	3	7	27	-0-10	67	-0-26	8	-0-8	21	-0-21
150	381	131	332	74	187	26.7	6.8	36.3	9.2	4	11	40	-0-15	101	-0-38	13	-0-13	32	-0-32
200	508	174	443	98	249	38.5	9.8	48.6	12.3	6	14	53	-0-20	135	-0-51	17	-0-17	43	-0-43
250	635	218	553	123	311	48.3	12.3	60.9	15.5	7	18	66	-0-25	168	-0-64	21	-0-21	53	-0-53

## WD8700U

Standard Lens (Aspect 16:10)

Image (WXGA)		Distance from Screen		Default Height Projected Image (HO)		Movable V Position from Default Position				Movable H Position from Default Position									
Diagonal Size	Width	Height	Shortest (Wide)	Longest (Tele)	H1	H2	H1	H2	W1	W1	W1	W1							
inch	cm	inch	cm	inch	cm	inch	cm	inch	cm	inch	cm	inch	cm						
40	102	34	86	21	54	5.5	1.4	7.6	1.9	0	0	10	-0-4	26	-0-10	3	-0-3	8	-0-8
60	152	51	129	32	81	8.3	2.1	11.5	2.9	0	0	15	-0-6	39	-0-15	5	-0-5	12	-0-12
80	203	68	172	42	108	11.2	2.8	15.4	3.9	0	0	19	-0-8	49	-0-23	7	-0-7	17	-0-17
100	254	85	215	53	135	14.1	3.6	19.3	4.9	0	0	24	-0-11	62	-0-29	9	-0-9	22	-0-22
150	381	127	323	79	202	21.3	5.4	29.1	7.4	0	0	36	-0-17	92	-0-43	13	-0-13	33	-0-33
200	508	170	431	106	269	28.5	7.2	38.9	9.9	0	0	49	-0-23	123	-0-58	17	-0-17	44	-0-44
250	635	212	538	132	337	35.6	9.5	-	-	0	0	61	-0-28	154	-0-72	21	-0-21	55	-0-55
300	762	254	646	159	404	42.8	11.4	-	-	0	0	73	-0-34	185	-0-86	26	-0-26	65	-0-65

OL-XD2000SZ (Aspect 16:10)

Image (WXGA)		Distance from Screen		Default Height Projected Image (HO)		Movable V Position from Default Position				Movable H Position from Default Position									
Diagonal Size	Width	Height	Shortest (Wide)	Longest (Tele)	H1	H2	H1	H2	W1	W1	W1	W1							
inch	cm	inch	cm	inch	cm	inch	cm	inch	cm	inch	cm	inch	cm						
40	102	34	86	21	54	4.4	1.1	6.2	1.6	0	0	10	-0-4	25	-0-12	3	-0-3	9	-0-9
60	152	51	129	32	81	6.8	1.7	9.4	2.4	0	0	15	-0-6	37	-0-17	5	-0-5	13	-0-13
80	203	68	172	42	108	9.2	2.3	12.7	3.2	0	0	19	-0-8	49	-0-23	7	-0-7	17	-0-17
100	254	85	215	53	135	11.6	3.0	16.0	4.1	0	0	24	-0-11	62	-0-29	9	-0-9	22	-0-22
150	381	127	323	79	202	17.6	4.5	24.1	6.1	0	0	36	-0-17	92	-0-43	13	-0-13	33	-0-33
200	508	170	431	106	269	23.6	6.0	32.3	8.2	0	0	49	-0-23	123	-0-58	17	-0-17	44	-0-44
250	635	212	538	132	337	29.6	7.5	-	-	0	0	61	-0-28	154	-0-72	21	-0-21	55	-0-55
300	762	254	646	159	404	35.6	9.0	-	-	0	0	73	-0-34	185	-0-86	26	-0-26	65	-0-65

OL-XD2000LZ (Aspect 16:10)

Image (WXGA)		Distance from Screen		Default Height Projected Image (HO)		Movable V Position from Default Position				Movable H Position from Default Position									
Diagonal Size	Width	Height	Shortest (Wide)	Longest (Tele)	H1	H2	H1	H2	W1	W1	W1	W1							
inch	cm	inch	cm	inch	cm	inch	cm	inch	cm	inch	cm	inch	cm						
40	102	34	86	21	54	-	-	9.5	2.4	0	0	10	-0-4	25	-0-12	3	-0-3	9	-0-9
60	152	51	129	32	81	11.3	2.9	14.5	3.7	0	0	15	-0-6	37	-0-17	5	-0-5	13	-0-13
80	203	68	172	42	108	15.3	3.9	19.6	5.0	0	0	19	-0-8	49	-0-23	7	-0-7	17	-0-17
100	254	85	215	53	135	19.3	4.9	24.6	6.2	0	0	24	-0-11	62	-0-29	9	-0-9	22	-0-22
150	381	127	323	79	202	29.4	7.5	37.1	9.4	0	0	36	-0-17	92	-0-43	13	-0-13	33	-0-33
200	508	170	431	106	269	39.4	10.0	49.7	12.6	0	0	49	-0-23	123	-0-58	17	-0-17	44	-0-44
250	635	212	538	132	337	49.4	12.5	62.3	15.8	0	0	61	-0-28	154	-0-72	21	-0-21	55	-0-55
300	762	254	646	159	404	59.4	15.1	74.8	19.0	0	0	73	-0-34	185	-0-86	26	-0-26	65	-0-65

OL-XD2000FR (Aspect 16:10)


Image (WXGA)		Distance from Screen		Default Height Projected Image (HO)		Movable V Position from Default Position				Movable H Position from Default Position									
Diagonal Size	Width	Height	Shortest (Wide)	Longest (Tele)	H1	H2	H1	H2	W1	W1	W1	W1							
inch	cm	inch	cm	inch	cm	inch	cm	inch	cm	inch	cm	inch	cm						
40	102	34	86	21	54	27	0.7	34	0.9	0	0	10	-0-4	25	-0-12	3	-0-3	9	-0-9
60	152	51	129	32	81	41	1.0	51	1.3	0	0	15	-0-6	37	-0-17	5	-0-5	13	-0-13
80	203	68	172	42	108	55	1.4	68	1.7	0	0	19	-0-8	49	-0-23	7	-0-7	17	-0-17
100	254	85	215	53	135	6													

**New**



UD8900U  
UD8850U  
WD8700U  
XD8600U  
XD8500U

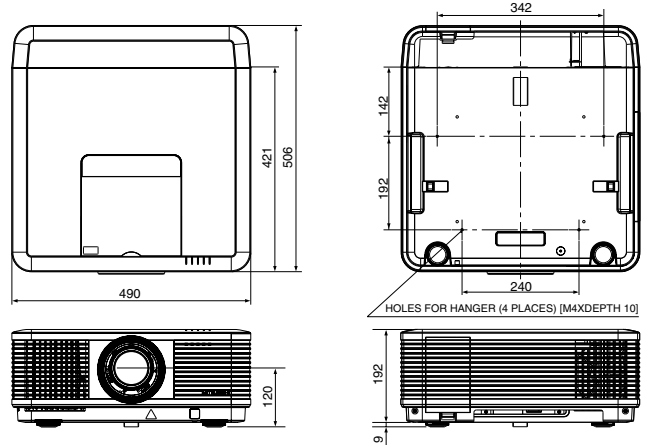
**Connection Terminals**



- 1 S-Video/Video
- 2 PC/Component video input-1
- 3 Remote-1
- 4 PC/Component video input-2
- 5 Remote-2 (I/O)
- 6 HDMI
- 7 DVI-D
- 8 Serial RS-232C (I/O)
- 9 LAN (RJ-45)
- 10 Power in (3-pin with earth terminal)

**Dimensions (unit: mm)**

\*The lens focal point is the default set at the time of shipment from the factory.



**New**



UD8900U(BL)  
UD8850U(BL)  
WD8700U(BL)  
XD8600U(BL)

**Specifications**

Model	UD8900U	UD8850U	WD8700U	XD8600U	XD8500U																	
Display technology	0.67" 1-Chip DMD	0.67" 1-Chip DMD	0.65" 1-Chip DMD	0.7" 1-Chip DMD	0.7" 1-Chip DMD																	
Resolution	1920 x 1200 (Total 2,304,000 pixels)	1920 x 1200 (Total 2,304,000 pixels)	1280 x 800 (Total 1,024,000 pixels)	1024 x 768 (Total 786,432 pixels)	1024 x 768 (Total 786,432 pixels)																	
Brightness	Dual lamp: 7500 lm Single lamp: 3750 lm	Dual lamp: 7500 lm Single lamp: 3750 lm	Dual lamp: 7300 lm Single lamp: 3650 lm	Dual lamp: 8500 lm Single lamp: 4250 lm	Dual lamp: 7000 lm Single lamp: 3500 lm																	
Contrast ratio	2800: 1 (on/off)																					
Projection lens	f = 24.5-33.1mm, F = 2.0-2.4																					
Zoom / Focus	Powered focus / zoom (zoom ratio 1.35: 1)																					
Picture size	40"-300"																					
Source lamp	<table border="1"> <thead> <tr> <th></th> <th>Lamp mode</th> <th>Lamp service life</th> </tr> </thead> <tbody> <tr> <td rowspan="2">Dual (350W x 2)</td> <td>Normal</td> <td>2,000 hours</td> </tr> <tr> <td>Low</td> <td>4,000 hours</td> </tr> </tbody> </table>			Lamp mode	Lamp service life	Dual (350W x 2)	Normal	2,000 hours	Low	4,000 hours	<table border="1"> <thead> <tr> <th></th> <th>Lamp mode</th> <th>Lamp service life</th> </tr> </thead> <tbody> <tr> <td rowspan="2">Single (350W x 1)</td> <td>Normal</td> <td>4,000 hours*</td> </tr> <tr> <td>Low</td> <td>8,000 hours*</td> </tr> </tbody> </table>			Lamp mode	Lamp service life	Single (350W x 1)	Normal	4,000 hours*	Low	8,000 hours*	*When in Lamp Relay Mode.	
	Lamp mode	Lamp service life																				
Dual (350W x 2)	Normal	2,000 hours																				
	Low	4,000 hours																				
	Lamp mode	Lamp service life																				
Single (350W x 1)	Normal	4,000 hours*																				
	Low	8,000 hours*																				
Computer compatibility	Resolution: 640 x 400 - 1920 x 1200 True: 1920 x 1200, Sync-on-Green available	Resolution: 640 x 400 - 1920 x 1200 True: 1920 x 1200, Sync-on-Green available	Resolution: 640 x 400 - 1920 x 1200 True: 1280 x 800, Sync-on-Green available	Resolution: 640 x 400 - 1920 x 1200 True: 1024 x 768, Sync-on-Green available	Resolution: 640 x 400 - 1920 x 1200 True: 1024 x 768, Sync-on-Green available																	
Video compatibility	NTSC / NTSC 4.43 / PAL (including PAL-M, N) / SECAM / PAL-60 Component video: 480i/p (525i/p), 576i/p (625i/p), 720p (750p 50/60Hz), 1080i (1125i 50/60Hz), 1080p (1125p 50/60Hz) SCART (RGB + 1V sync, only mini D-sub 15-pin Terminal)																					
Input terminals	PC: 5 BNC x 1, mini D-sub 15-pin x 1, DVI-D (with HDCP) x 1 Video: BNC x 1, S-Video (4-pin) x 1, HDMI (Ver 1.3, Deep Color) x 1 3G-SDI x 1 (UD8900U only)																					
Communication terminals	LAN (RJ-45): x 1 (projector control), SERIAL (in): D-sub 9-pin (male) x 1 (direct command is available.), SERIAL (out): D-sub 9-pin (male) x 1 (direct command is available.) Wired remote (in): x 1 (φ3.5mm stereo mini jack), Wired remote (out): x 1 (φ3.5mm stereo mini jack), Remote: D-sub 9-pin (female) x 1																					
Dimensions (W x H x D)	490 x 201 x 421mm / 19.3 x 7.9 x 16.6 inch (exclude detachable terminal cover and protrusion)																					
Weight	16.0kg / 35.3 lbs (exclude detachable terminal cover)																					
Power supply	AC 100 - 240V, 50/60 Hz																					

•Varies depending on condition. •All brand names and product names are trademarks, registered trademarks or trade names of their respective holders. •Lamp life specification is an estimate based on verification under proper conditions and is not the duration of the warranty. Lamp will shut-off automatically when usage reaches the specified estimated maximum lamp hours. Service life may vary widely depending on usage and operating environment and conditions, as well as users' adherence to the maintenance and cleaning procedures provided in the user manual. •The above specifications are for the standard model only. Specifications are different for lens-less models. •HDMI, the HDMI Logo, and High-Definition Multimedia Interface are trademarks or registered trademarks of HDMI Licensing LLC in the United States and other countries.



for a greener tomorrow

Eco Changes is the Mitsubishi Electric Group's environmental statement, and expresses the Group's stance on environmental management. Through a wide range of businesses, we are helping contribute to the realization of a sustainable society.



**MITSUBISHI ELECTRIC CORPORATION**

HEAD OFFICE : TOKYO BLDG., 2-7-3, MARUNOUCHI, CHIYODA-KU, TOKYO 100-8310, JAPAN

[www.MitsubishiElectric.com/projectors/](http://www.MitsubishiElectric.com/projectors/)

**MITSUBISHI ELECTRIC EUROPE (BENELUX Office)**

Nijverheidsweg 23A, 3641 RP Mijdrecht - The Netherlands  
Tel: +31 (0)297-282461 Fax: +31 (0)297-283936 - [www.MitsubishiElectric.nl](http://www.MitsubishiElectric.nl)