for a greener tomorrow

Eco Changes is the Mitsubishi Electric Group's environmental statement, and expresses the Group's stance on environmental management. Through a wide range of businesses, we are helping contribute to the realization of a sustainable society.

MITSUBISHI ELECTRIC EUROPE (BENELUX Office)

Nijverheidsweg 23A, 3641 RP Mijdrecht - The Netherlands
Tel: +31 (0)297-282461 Fax: +31 (0)297-283936 - www.MitsubishiElectric.nl

MITSUBISHI ELECTRIC CORPORATION

HEAD OFFICE: TOKYO BLDG., 2-7-3, MARUNOUCHI, CHIYODA-KU, TOKYO 100-8310, JAPAN
http://Global.MitsubishiElectric.com

- All information contained herein is subject to change without prior notice.
- HDMI, HDMI and High-Definition Multimedia Interface are trademarks or registered trademarks of HDMI Licensing LLC in the United States and other countries.
- DP is a trademark of the Video Electronics Standards Association, registered in the U.S. and other countries.
- Other brand, product, and service names are trademarks or registered trademarks of the respective companies.
- Product appearance in this brochure does not imply that Mitsubishi Electric Corporation intends to make it available in all countries where the company and its subsidiaries operate.
- Photographs are simulated images.

S-S20-1-C8875-A HQ11100 MDOC Printed in Japan

Revised publication effective Oct. 2011.
Supersedes publication S-S20-8-C8147-B May 2009.
Specifications are subject to change without notice.

MITSUBISHI ELECTRIC

Changes for the Better

LCD PUBLIC DISPLAY

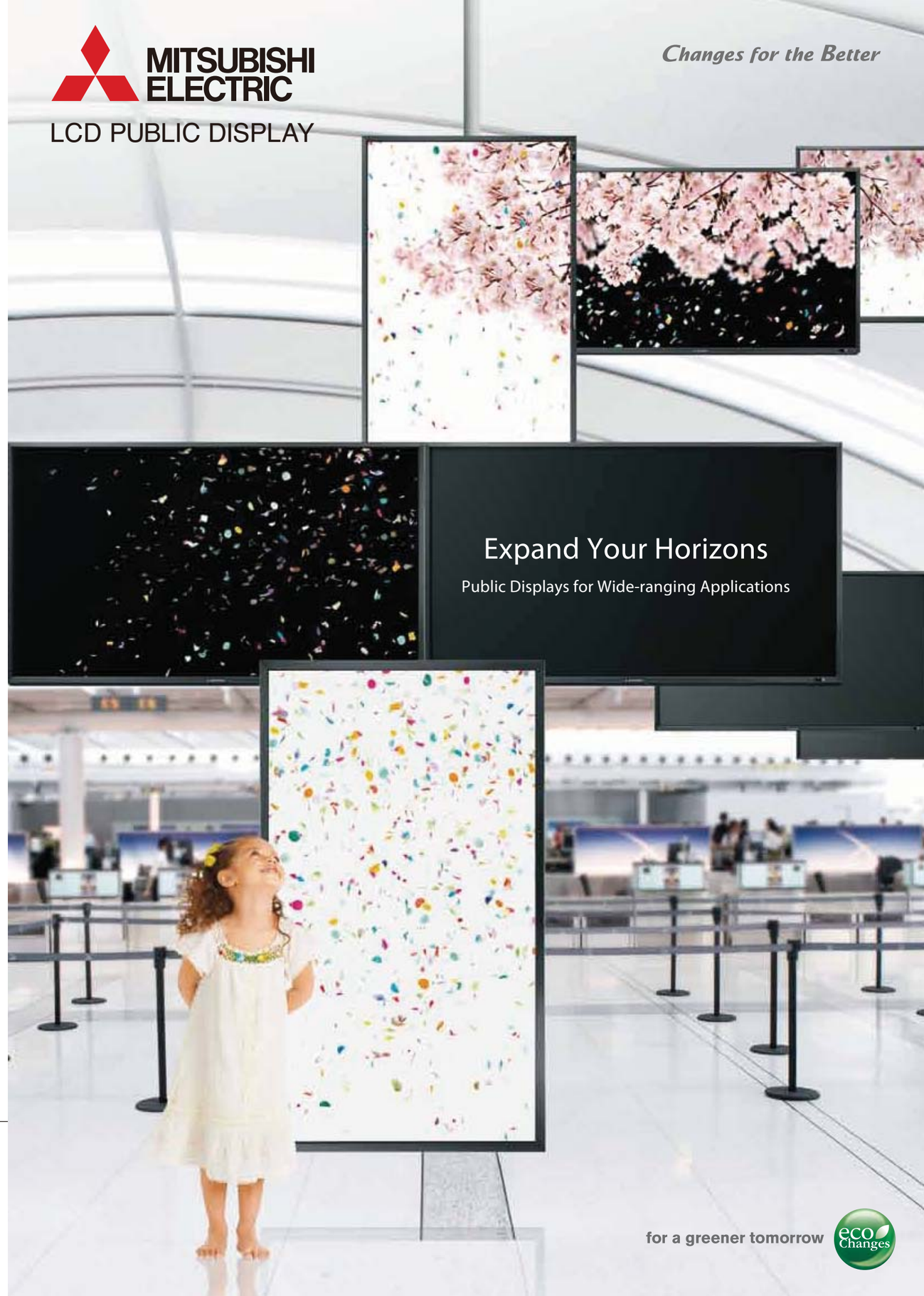

Expand Your Horizons

Public Displays for Wide-ranging Applications

for a greener tomorrow

LCDs to Match an Impressively Wide Range of Applications

High functionality, stylish design and excellent durability – perfect for public spaces such as airports and train stations, and business or educational settings.

LCDs with eye-catching clarity and a range of features that expand application possibilities.

Advanced MDT Series LCDs

Economical LDT Series LCDs

*Photographs are simulated images.

MDT421S/MDT521S/MDT551S/MDT652S

Highly functional, durable public displays for demanding commercial-use applications

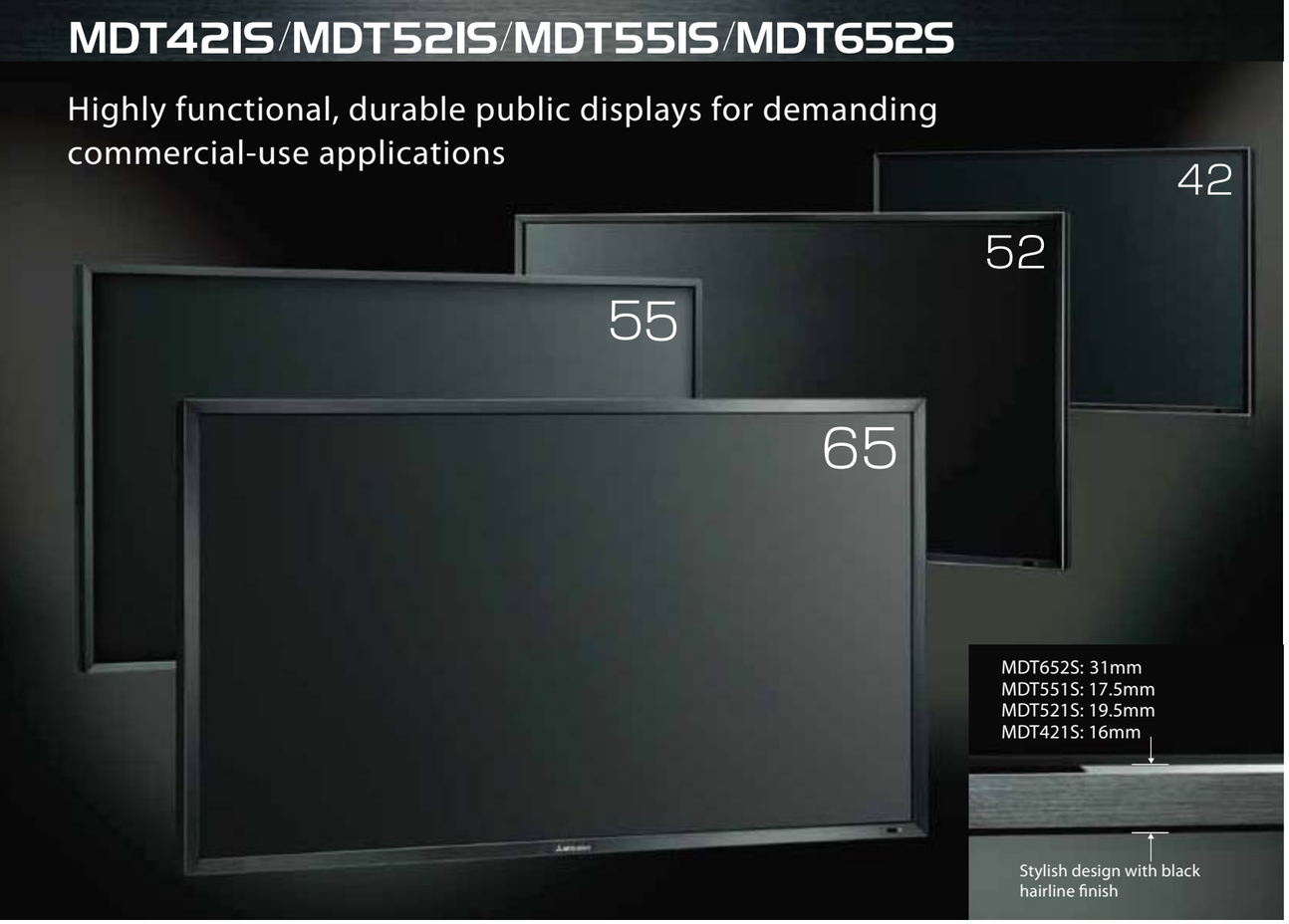

Full 1920 × 1080 High-definition Resolution, High Brightness and High Durability

All MDT Series models feature full 1920 × 1080 high-definition resolution and high brightness of 700cd/m² for stunning image quality and remarkable clarity. Even in heavy-use applications such as airports where the displays are constantly working, high durability is provided through the use of parts with a long service life. In addition, the MDT551S is 120Hz-compatible, double the conventional 60Hz, for smooth playback of fast-moving images.

OPS-compatible (for MDT551S)

For the first time, Mitsubishi Electric offers compatibility with the Open Pluggable Specification (OPS) card, allowing insertion of a personal computer card*, which eliminates the time and effort required to connect a signal cable, and opens up a wider scope of applications.

*The MDT551S is compatible with Advantech Co. Ltd's ARK-DS220F-MTSA1E. For details, please contact a local Advantech dealership.

Video and Serial Control using Category-5 (CAT5) Cable

CAT5 ensures image quality, installation flexibility and serial control

Supports Cable Lengths of Up to 150 metres

Long VGA cables can lead to a loss in image quality and higher installation costs. However, the MDT521S and MDT652S have a built-in CAT5 receiver and CAT5 transmitter box as standard equipment (optional for the MDT421S and MDT551S), enabling the connection of much longer cables.

Video and Serial-control Signals via Single CAT5 Cable

Utilising the CAT5 transmitter box, video and RS-485 serial-control signals can be sent using the same CAT5 cable, eliminating the need for a separate serial-control cable.

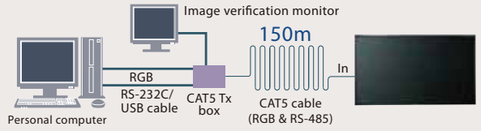

*Compatibility with commercially available controllers is not guaranteed. To create an environment for transmitting RS-485 signals, please follow the instructions in the user's manual.

Link Multiple Displays in Series using CAT5 Connections

Use the daisy-chain connection function of the CAT5 receiver and output terminal to link multiple displays in series via CAT5 cables.

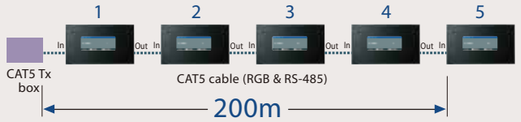

Allowable cable length

Connection	Max. cable length	Signal timing
One monitor	150m	1920×1080/60Hz
Multiple monitors	200m*	1920×1080/60Hz

* Total length of connected cables.
* Up to five displays can be linked in series (three displays for MDT551S).
* Degraded image quality and variance in possible connection distance may occur depending on factors such as installation conditions and the cable used.

CAT5 Image Quality Correction Tools

Various features have been incorporated to optimise image quality over long cable lengths.

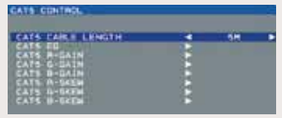

1) Cable Length Selector
   Changes to optimised default settings for cable lengths
2) Equaliser Function
   Optimises signal shape to minimise image blur on the screen
3) R/G/B Gain Adjustment
   Brightens dark images
4) R/G/B Skew Compensation
   Corrects colour deviation

* CAT5 connectors can only be connected to the CAT5 transmitter box, included with the MDT521S and MDT652S models, and available as an option for the MDT421S and MDT551S. Do not attempt to connect any other network hardware as it may result in damage to the hardware connected, transmitter box and/or displays.

SDI Card-compatible (for MDT551S)

An SDI card is available as an option for the MDT551S, providing compatibility with signal formats (3G-SDI, HD-SDI, SD-SDI) used as standard in the broadcast industry. Daisy chains with a cable length of up to 350 metres long and consisting of a maximum of 25 display units are possible.

Allowable cable length

Connection	Max.cable length		
	SD-SDI	HD-SDI	3G-SDI
One monitor	300m	200m	100m
Multiple monitors (total cable length)	350m	250m	150m

* Possible transmission distance varies depending on installation conditions and the cable used.

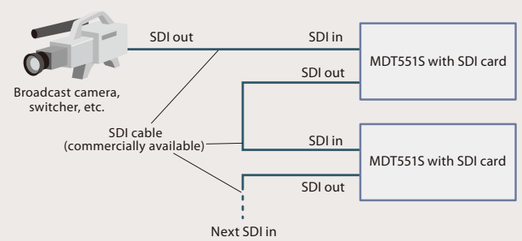

LAN-based Control (for MDT551S and MDT652S)

The MDT551S and MDT652S models can be controlled remotely via an Ethernet LAN.

Auto Brightness Control

Front/Rear sensors – a unique innovation from Mitsubishi Electric

MDT Series models are equipped with light sensors, one each installed in the front and rear, for automatic brightness control. Even when used at venues where lighting conditions change continuously, optimum viewing is ensured. An added benefit is that panel service life and energy savings are increased through lower power consumption in darker environments.

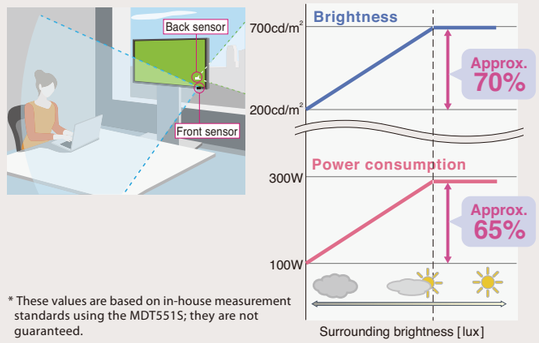

* These values are based on in-house measurement standards using the MDT551S; they are not guaranteed.

Energy Star-compliant (for MDT551S)

As a mark of its energy-efficiency, the MDT551S is compliant with Energy Star international standards.

Colour Matching for Multi-screen Applications (available as service option only)

Qualified service personnel can utilise original colour calibration software and a designated colour sensor to adjust the whitepoint, brightness and gamma curve settings* to match adjacent panels.

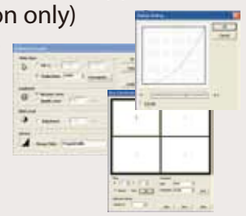

* Available for the MDT551S.

In-floor/Face-up* Use Realised – Expanding Installation Flexibility Beyond Landscape and Portrait Applications

Display orientation is a key factor for the presentation and appearance of monitors. Advanced design technologies allow maximum flexibility in the positioning of the MDT521S and MDT551S, from landscape, portrait and angled positions to fully flat (face-up*) installations.

* Internal cooling fan must operate full-time when a panel is used in a face-up installation. Face-down/upside-down installation is not supported.

Built-in Speakers (for MDT551S)

Two 10W built-in speakers are equipped.

Enhanced Connectivity with DisplayPort Terminal

The MDT421S, MDT551S and MDT652S are equipped with a DisplayPort terminal, a next-generation digital interface designed to enable maximum display performance and deliver video and other signals over a single cable up to 15 metres in length.

Other Features

Other features include a multi-level screensaver function, programmable scheduling function, tiling capability with frame compensation, RS-232C communications, PiP, PoP and side-by-side, wide-ranging colour temperature adjustment, power-on delay, auto adjust and auto set-up, and IR remote lock.

LDT323V/LDT422V/LDT461V2/LDT551V

Affordable models providing reliable performance and an impressive range of useful features

Versatile Connections through CAT5 Compatibility (for LDT551V)

The following features are included as part of compatibility with CAT5 connections:

- Support for cable lengths of up to 150 metres
- Video and serial-control signals via a single CAT5 cable
- Capability to link up to three displays in series
- CAT5 image quality correction tools

Multi-level Screensaver Function

To reduce image persistence and maximise panel service life in demanding signage applications, all models are equipped with a four-level screensaver function. Each level can be set to meet specific application requirements.

- Gamma mode: Optimises the gamma curve
- Cooling fan mode: Fan operates continuously rather than automatically activating when internal temperature reaches the predesignated limit
- Brightness mode: Adjustment of display brightness
- Motion mode: Images can be slightly shifted in four directions according to user-specified time intervals

Programmable Scheduling Function

Up to seven different scheduled intervals can be programmed according to time, day of week and input port. Additionally, content from different sources can be scheduled for specific displays within the same installation. Increased panel service life and energy savings are also possible through a well-planned schedule in which displays are turned off when not required.

Power-save Function for PC and Video Signals

The monitor can be set to automatically go into power management mode when either the PC signal (RGB sync) or video input signal is lost. This saves both power and the need to individually turn off each monitor when not in use, such as during the time a location is closed.

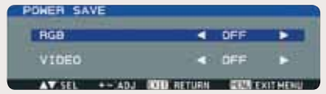

Energy Star-compliant (for LDT551V)

As a mark of its energy-efficiency, the LDT551V is compliant with Energy Star international standards.

Vertical Installation, Tiling and Long Cable Capability

Displays can be mounted vertically, creating a whole new range of installation possibilities more closely matched to design needs.

Tiling Capability with Frame Compensation

Combine up to 25 panels (5 wide × 5 high) to create a single large image (i.e. video wall) or other high-impact signage. A frame compensation function is incorporated to adjust for the width of panel bezels so that images are displayed with the utmost accuracy.

Frame compensation off　　Frame compensation on

Remote Management & Diagnostics via Bi-lateral RS-232C Communications

Use this feature to create an independent interface on a personal computer for remote control and adjustment of monitors. All models can be daisy-chained to save on cabling costs as illustrated below. Daisy-chained monitors can be simultaneously controlled or adjusted. Using a unique ID number, each monitor (up to 26 in a daisy-chain) can be controlled independently.

In addition, critical indicators of monitor status such as input signal, cooling fan and internal temperature can be verified remotely (cooling fan starts automatically when the internal temperature rises beyond a certain limit). Remote asset management is also available to verify model and serial number.

LAN-based Control (for LDT551V)

The LDT551V model can be controlled remotely via an Ethernet LAN.

PiP, PoP and Side-by-side

Picture-in-Picture and Picture-out-of-Picture modes are provided, enabling content from a video input source to be displayed in window format while displaying the main image from the computer source or vice versa.
All models are equipped with a side-by-side mode, an ideal feature for broadcasting and video-conferencing applications.



Wide-ranging Colour Temperature Adjustment

Colour temperature can be adjusted across a wide range, from 2,600-10,000K. This is an important function for signage displays used in broadcasting, retail, food and other industries where image reproduction in true colours and tones is vital.

Power-on Delay

For installations employing numerous monitors, the power-on delay function allows each monitor to be set to power-up between 2-50 seconds after power is supplied. This allows the monitors to power-up sequentially, avoiding inrush current problems and reducing overall electrical load requirements when using the same power supply.

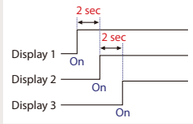

Auto Adjust & Auto Set-up

Automatically adjusts the screen position, phase and clock when the input signal timing is changed. In addition, Auto Set-up quickly adjusts more items such as screen size and white and black levels with a single touch via the IR remote control.

IR Remote Lock

The remote-control receiver can be turned off to prevent unauthorized personnel from changing display settings or selected inputs.

Built-in Speakers (for LDT551V)

Two 10W built-in speakers are equipped.

Other Features

Other features include side border colour select; and for the LDT551V, colour matching for multi-screen applications and DisplayPort.

Full Line-up

	MDT Series LCDs				LDT Series LCDs			
Resolution	Full HD				WXGA	Full HD		
Size	42	52	55	65	32	42	46	55
Model	 MDT421S	MDT521S	MDT551S	MDT652S	LDT323V	LDT422V	LDT461V2	LDT551V
Dimensions	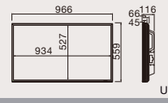 Unit: mm	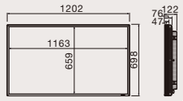 Unit: mm	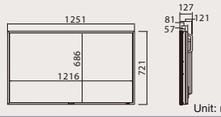 Unit: mm	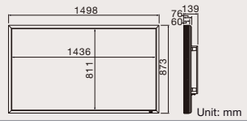 Unit: mm	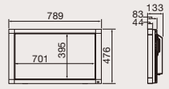 Unit: mm	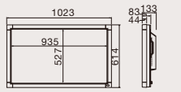 Unit: mm	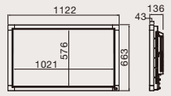 Unit: mm	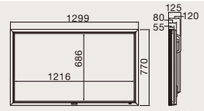 Unit: mm
Specifications								
Orientation	Landscape/Portrait	Landscape/Portrait/Face-up	Landscape/Portrait/Face-up	Landscape/Portrait	Landscape/Portrait	Landscape/Portrait	Landscape/Portrait	Landscape/Portrait
LCD module: Screen size (diagonal)	42" (1067mm)	52" (1322mm)	54.6" (1388mm)	64.5" (1639mm)	31.5" (800mm)	42" (1067mm)	46" (1168mm)	54.6" (1388mm)
LCD module: Panel type	IPS	VA	IPS	VA	IPS	IPS	VA	VA
LCD module: Pixel pitch	0.485mm	0.600mm	0.630mm	0.744mm	0.511mm	0.485mm	0.530mm	0.630mm
LCD module: Resolution	1920 × 1080 (Full HD)	1920 × 1080 (Full HD)	1920 × 1080 (Full HD)	1920 × 1080 (Full HD)	1366 × 768	1920 × 1080 (Full HD)	1920 × 1080 (Full HD)	1920 × 1080 (Full HD)
LCD module: Colour	Approx. 1.06 billion	Approx. 16.7 million	Approx. 1.06 billion	Approx. 1.06 billion	Approx. 16.7 million	Approx. 1.06 billion	Approx. 16.7 million	Approx. 1.06 billion
LCD module: Brightness	Max.: 700cd/m²	Max.: 700cd/m²	Max.: 700cd/m² Factory default settings: 480cd/m²	Max.: 700cd/m² Factory default settings: 650cd/m²	Max.: 450cd/m²	Max.: 500cd/m² Factory default settings: 320cd/m²	Max.: 450cd/m²	Max.: 500cd/m² Factory default settings: 310cd/m²
LCD module: Contrast ratio	1100:1	2000:1	1300:1	2500:1	2500:1	1300:1	4000:1	5000:1
LCD module: Viewing angle (CR≧10)	Up/Down 178°, Left/Right 178°	Up/Down 178°, Left/Right 178°	Up/Down 178°, Left/Right 178°	Up/Down 178°, Left/Right 178°	Up/Down 178°, Left/Right 178°	Up/Down 178°, Left/Right 178°	Up/Down 178°, Left/Right 178°	Up/Down 178°, Left/Right 178°
LCD module: Response time	9ms (Grey to Grey)	8ms (Grey to Grey)	10ms (Grey to Grey)	8ms (Grey to Grey)	6.5ms (Grey to Grey)	9ms (Grey to Grey)	8ms (Grey to Grey)	8ms (Grey to Grey)
Viewing area	930 × 523mm (36.6 × 20.6")	1152 × 648mm (45.4 × 25.5")	1209 × 680mm (47.6 × 26.8")	1428 x 804mm (56.2 x 31.6")	698 × 392mm (27.5 × 15.4")	930 × 523mm (36.6 × 20.6")	1018 × 573mm (40.1 × 22.5")	1209 x 680mm (47.6 x 26.8")
Power management	VESA DPM	VESA DPM	VESA DPM	VESA DPM	VESA DPM	VESA DPM	VESA DPM	VESA DPM
Plug-n-Play	VESA DDC2B, DDC/CI	VESA DDC2B, DDC/CI	VESA DDC2B, DDC/CI	VESA DDC2B, DDC/CI	VESA DDC2B/DDC-CI	VESA DDC2B/DDC-CI	VESA DDC2B, DDC/CI	VESA DDC2B, DDC/CI
Auto adjustment	Position, Phase, Clock	Position, Phase, Clock	Contrast, Position, Phase, Clock	Position, Phase, Clock	Position, Phase, Clock	Position, Phase, Clock	Position, Phase, Clock	Contrast, Position, Phase, Clock
OSD user functions	Brightness, contrast, auto brightness, zoom, PiP, screensaver, side border colour, Gamma selection, heat status, power-on delay, schedule, tiling, etc.	Brightness, contrast, auto brightness, zoom, PiP, screensaver, side border colour, Gamma selection, heat status, power-on delay, schedule, tiling, CAT5 control, etc.	Brightness, contrast, black level, zoom, PiP, screensaver, side border colour, Gamma selection, black level expansion, heat status, power-on delay, schedule, tiling, CAT5 control (option), LAN control, closed caption, Programmable LUT, etc.	Brightness, contrast, black level, auto brightness,zoom, PiP, screensaver, side border colour, Gamma selection, heat status, power-on delay, schedule, tiling, CAT5 control, LAN control, closed caption, etc.	Brightness, contrast, black level, zoom, PiP, screensaver, side border colour, Gamma selection, heat status, power-on delay, schedule, tiling, etc.			Brightness, contrast, black level, zoom, PiP, screensaver, side border colour, Gamma selection, black level expansion, heat status, power-on delay, schedule, tiling, CAT5 control (option), LAN control, closed caption, Programmable LUT, etc.
PC input/output: Input connector (Analog)	Mini D-sub 15-pin, BNC (R, G, B, H, V; PC/AV common)				Mini D-sub 15-pin, BNC (R, G, B, H, V; PC/AV common)		Mini D-sub 15-pin, BNC (R, G, B, H, V)	Mini D-sub 15-pin, BNC (R, G, B, H, V; PC/AV common)
PC input/output: Input connector (Digital)	HDMI (PC/AV common), DVI-D (with HDCP*, PC/AV common), DisplayPort	HDMI (PC/AV common), DVI-D (with HDCP*, PC/AV common)	HDMI (PC/AV common), DVI-D (with HDCP*, PC/AV common), DisplayPort	HDMI (PC/AV common), DVI-D (with HDCP*, PC/AV common), DisplayPort	HDMI (PC/AV common), DVI-D (with HDCP*, PC/AV common)		HDMI × 2 (PC/AV common)	HDMI (PC/AV common), DVI-D (with HDCP*, PC/AV common), DisplayPort
PC input/output: Output connector (Analog)	Mini D-sub 15-pin							
PC input/output: CAT5 input	Optional modular 8-pin × 1 providing RGB differential video and RS-485 control support	Modular 8-pin × 1 providing RGB differential video and RS-485 control support			—			Optional modular 8-pin×1 providing RGB differential video and RS-485 control support
PC input/output: CAT5 output	Optional modular 8-pin × 1providing RGB differential video and RS-485 control support	Modular 8-pin × 1 providing RGB differential video and RS-485 control support			—			Optional modular 8-pin×1 providing RGB differential video and RS-485 control support
PC input/output: Horizontal frequency	15.625/15.734, 31.5 - 91.1kHz				15.625/15.734, 31.5 - 91.1kHz			
PC input/output: Vertical frequency	50.0, 58.0 - 85.0Hz							
PC input/output: Video signal	Analog: RGB, Digital: RGB							
PC input/output: Sync signal	Analog: separate (TTL), composite (0.3V), Sync-on-Green, Digital: TMDS		Analog: separate (TTL), composite (TTL), Sync-on-Green, Digital: TMDS		Analog: separate (TTL), composite (TTL), Sync-on-Green, Digital: TMDS		Analog: separate (TTL), composite (0.3V), Sync-on-Green, Digital: TMDS	Analog: separate (TTL), composite (TTL), Sync-on-Green, Digital: TMDS
PC input/output: Resolutions supported	640 × 480, 800 × 600, 1024 × 768, 1280 × 768, 1360 × 768, 1280 × 1024, 1600 × 1200, 1920 × 1080, 1920 × 1200 (1600 × 1200, 1920 × 1200 simplified compression)				640 × 480, 800 × 600, 1024 × 768, 1280 × 768, 1360 × 768, 1280 × 1024, 1600 × 1200,1920 × 1080, 1920 × 1200 (1600 × 1200, 1920 × 1200 simplified compression)			
AV input/output: Input connector (Analog)	Composite video <BNC>, S-terminal, BNC(Y/Pb/Pr;PC/AV common)				Composite video <BNC>, S-terminal, component <BNC (Y/Pb/Pr, PC/AV common)>		Composite video <BNC, RCA>,S-terminal, BNC(Y,Pb,Pr)	Composite video <BNC, RCA>, S-terminal, BNC(Y/Pb/Pr;PC/AV common)
AV input/output: Input connector (Digital)	HDMI (PC/AV common), DVI-D (with HDCP, PC/AV common)						HDMI × 2 (PC/AV common)	HDMI (PC/AV common), DVI-D (with HDCP, PC/AV common)
AV input/output: Output connector	Analog: composite video <BNC>							
AV input/output: Resolutions supported	Composite signal/S-terminal: NTSC, PAL, SECAM, 4.43 NTSC, PAL60 Component signal: 480i, 480p, 576i, 576p, 720p, 1080i, 1080p				Composite signal/S-terminal: NTSC, PAL, SECAM, 4.43 NTSC, PAL60 Component signal: 480i, 480p, 576i, 576p, 720p, 1080i, 1080p			
Audio input/output: Input connector (Analog)	RCA pin jacks × 2 (L/R), stereo mini jack							
Audio input/output: Input connector (Digital)	HDMI							
Audio input/output: Output connector	RCA pin jacks (L/R)							
Speaker/Audio output	External speaker jacks (7W+7W)		External speaker jacks (7W + 7W) and internal speakers (10W + 10W)	External speaker jacks (7W+7W)				External speaker jacks (7W + 7W) and internal speakers (10W + 10W)
Control input/output: Input connector	RS-232C<D-sub 9-pin>		RS-232C<D-sub 9-pin>, LAN <modular 8-pin>		RS-232C<D-sub 9-pin>			RS-232C <D-sub 9-pin>, LAN <modular 8-pin>
Control input/output: Output connector	RS-232C<D-sub 9-pin>				RS-232C<D-sub 9-pin>			
USB hub	—		Self/bus-powered, 2 upstream (option slot/external connection)/4 downstream, USB2.0	—				Self/bus-powered, 1 upstream (external connection only)/4 downstream, USB2.0
OPS slot	—		OPS slot supported	—				
Power supply: Voltage, Current	100-240VAC, 50/60Hz							
Power supply: Consumption	Max.: 232W (214W w/o speakers)	Max.: 380W (360W w/o speakers)	Max.: 316W (293W w/o speakers) Factory default settings: 202W	Max.: 458W (445W w/o speakers) Factory default settings: 361W	Max.: 103W (85W w/o speakers)	Max.: 203W (182W w/o speakers) Factory default settings: 136W	Max.: 265W (245W w/o speakers)	Max.: 344W (322W w/o speakers) Factory default settings: 203W
Power supply: Consumption in sleep mode	Less than 3W (CAT5: 5W)		Less than 1W (CAT5: 5W)	Less than 3W (CAT5: 5W)	Less than 2W		Less than 5W	Less than 1W (CAT5: 5W)
Power supply: Consumption in sleep mode	Main power switch off: 0W							
Operating environment: Temperature	Landscape mode: 5-40°C (41-104°F) Portrait mode: 5-35°C (41-95°F)	Landscape mode: 5-40°C (41-104°F) Portrait mode/Face-up mode: 5-35°C (41-95°F)	Landscape mode: 5-40°C (41-104°F) Portrait mode/Face-up mode: 5-35°C (41-95°F)	Landscape mode: 5-40°C (41-104°F) Portrait mode: 5-35°C (41-95°F)	Landscape mode: 5-40°C (41-104°F) Portrait mode: 5-35°C (41-95°F)			
Operating environment: Humidity	20-80% (without condensation)							
Dimensions (W×H×D): Net	966 × 559 × 116mm (38.0 × 22.0 × 4.6")	1202 × 698 × 122mm (47.3 × 27.5 × 4.8")	1251 × 721 × 127mm (49.3 × 28.4 × 5.0")	1498 × 873 × 139mm (59.0 × 34.4 × 5.5")	789 × 476 × 133mm (31.1 × 18.7 × 5.2")	1023 × 614 × 133mm (40.3 × 24.2 × 5.2")	1122 × 663 × 136mm (44.2 × 26.1 × 5.4")	1299 × 770 × 125mm (51.1 × 30.3 × 4.9")
Dimensions (W×H×D): Overall	1130 × 709 × 280mm (44.5 × 28.0 × 11.0")	1405 × 951 × 275mm (55.3 × 37.4 × 10.8")	1474 × 938 × 346mm (58.0 × 36.9 × 13.6")	1774 × 1200 × 375mm (69.8 × 47.2 × 14.8")	930 × 645 × 325mm (36.6 × 25.4 × 12.8")	1150 × 775 × 295mm (45.3 × 30.5 × 11.6")	1285 × 885 × 275mm (50.6 × 38.8 × 10.8")	1474 × 938 × 346mm (58 × 36.9 × 13.6")
Weight: Net	Approx. 23.5kg/51.8lbs	Approx. 40.0kg/88.2lbs	Approx. 37.0kg/81.6lbs	Approx. 46.5kg/102.5lbs	Approx. 14.5kg/32.0lbs	Approx. 20.5kg/45.2lbs	Approx. 28.0kg/61.6lbs	Approx. 39.9kg/88.0lbs
Weight: Gross	Approx. 31.0kg/68.3lbs	Approx. 49.0kg/108.0lbs	Approx. 47.5kg/104.7lbs	Approx. 62.4kg/137.6lbs	Approx. 20.0kg/44.1lbs	Approx. 27.7kg/61.1lbs	Approx. 35.0kg/77.0lbs	Approx. 50.6kg/111.6lbs
Wall mounting interface	12 holes, M6 screws (100mm (4.0") pitch) for monitor mount	8 holes, M8 screws (200mm (7.9") pitch) for monitor, 4 holes x 2 sets, M4 screws (100mm (4.0") pitch) for SBC , Signage player mounted on monitor			12 holes, M6 screws (100mm (4.0") pitch) for monitor mount			8 holes, M8 screws (200mm (7.9") pitch) for monitor, 4 holes x 2 sets, M4 screws (100mm (4.0") pitch) for SBC, Signage player mounted on monitor
Regulation/Guideline compliance	UL60950-1/C-UL/CE Marking/BSMI/GOST-R/FCC-B/DOC-B/ C-Tick/RoHS/US Mercury/CCC only for Chinese model		UL60950-1/C-UL/CE Marking/BSMI/GOST-R/FCC-A /DOC-A/C-Tick/RoHS/US Mercury/Energy Star/ CCC only for Chinese model	UL60950-1/C-UL/CE Marking/BSMI/GOST-R/FCC-B/DOC-B/ C-Tick/RoHS/US Mercury/CCC only for Chinese model		UL60950-1/C-UL/CE Marking/GOST-R/FCC-B/ DOC-B/C-Tick/RoHS/US Mercury/ CCC only for Chinese model	UL60950-1/C-UL/CE Marking/BSMI/GOST-R/ FCC-A/DOC-A/C-Tick/RoHS/US Mercury/ CCC only for Chinese model	UL60950-1/C-UL/CE Marking/BSMI/GOST-R/ FCC-B /DOC-B/C-Tick/RoHS/US Mercury/ Energy Star/CCC only for Chinese model
Accessories	Power cord, signal cable (mini D-sub 15-pin to mini D-sub 15-pin cable), User's Manual, wireless remote control, batteries, clamps, etc.	Power cord, signal cable (mini D-sub 15-pin to mini D-sub 15-pin cable), User's Manual, wireless remote control, batteries, clamps (for power cord and HDMI cable), CAT5 transmitter box, CD-ROM (USB driver), etc.	Power cord, signal cable (mini D-sub 15-pin to mini D-sub 15-pin cable), User's Manual, wireless remote control, batteries, clamps (for power cord and HDMI cable), etc.	Power cord, signal cable (mini D-sub 15-pin to mini D-sub 15-pin cable), User's Manual, remote control, batteries, clamps (for power cord and HDMI cable), CAT5 transmitter box, CD-ROM, etc.	Power cord, signal cable (mini D-sub 15-pin to mini D-sub 15-pin cable), User's Manual, remote control, batteries, main power switch cover, clamps, cable bands, etc.	Power cord, signal cable (mini D-sub 15-pin to mini D-sub 15-pin cable), User's Manual, remote control, batteries, main power switch cover and screws, clamps (for power cord and HDMI cable), clamps and screws for securing panel	Power cord, signal cable (mini D-sub 15-pin to mini D-sub 15-pin cable), User's Manual, wireless remote control, batteries, clamps, main power switch cover, cable bands, etc.	Power cord, signal cable (mini D-sub 15-pin to mini D-sub 15-pin cable), User's Manual, remote control, batteries, clamps (for power cord and HDMI cable), etc.
Functions & Features								
Colour temperature	2600-10000K (100K step)	2600-10000K (100K step)	2600-10000K (100K step)	2600-10000K (100K step)	2600-10000K (100K step)	2600-10000K (100K step)	2600-10000K (100K step)	2600-10000K (100K step)
Digital zoom	✔	✔ **(custom zoom)**	✔ (custom zoom)	✔ (custom zoom)	✔ (custom zoom)	✔ (custom zoom)	✔ (custom zoom)	✔ (custom zoom)
Tiling and frame compensation	Max. 5 x 5	Max. 5 x 5	Max. 5 x 5	Max. 5 x 5	Max. 5 x 5	Max. 5 x 5	Max. 5 x 5	Max. 5 x 5
PiP/PoP	PiP, PoP, Side-by-side	PiP, PoP, Side-by-side	PiP, PoP, Side-by-side	PiP, PoP, Side-by-side	PiP, PoP	PiP, PoP, Side-by-side	PiP, PoP, Side-by-side	PiP, PoP, Side-by-side
Scheduling	✔	✔	✔	✔	✔	✔	✔	✔
Screensaver (Motion)	✔	✔	✔	✔	✔	✔	✔	✔
Side border colour	✔	✔	✔	✔	✔	✔	✔	✔
Power-on delay	✔	✔	✔	✔	✔	✔	✔	✔
Long cable compensation	—	—	✔	—	—	—	✔(manual peaking control)	✔
Monitor control (RS-232C)	✔ (In/Out)	✔ (In/Out)	✔ (In/Out)	✔(In/Out)	✔ (In/Out)	✔ (In/Out)	✔ (In/Out)	✔ (In/Out)
Monitor control (LAN)	—	—	✔	✔	—	—	—	✔
OPS	—	—	✔	—	—	—	—	—
CAT5 receiver	Option	✔	Option	✔	—	—	—	Option
Auto Brightness	✔	✔	✔	✔	—	—	—	—

* HDCP compatibility is not supported when DVI-D is connected to a Macintosh computer. HDCP: High-bandwidth Digital Content Protection * Values shown in the Specifications chart are typical values; actual values may vary depending on individual unit differences.

Options

Stereo Speakers

SP-321V
For LDT323V

SP-422V
For LDT422V

SP-461V
For LDT461V2

SP-421S
For MDT421S

SP-521S
For MDT521S

SP-551S
For LDT551V/MDT551S/
MDT652S

LDT323V

LDT422V

LDT461V2

MDT421S

MDT521S

MDT551S

*Photos show units with speakers attached.

Stands

ST-322V
For LDT323V

ST-422V
For LDT422V

ST-461V
For LDT461V2/LDT551V/
MDT551S

ST-521S
For MDT421S/MDT521S

Coloured Bezels

OB-421S-AS
Colour: Aluminum silver (no logo)
For MDT421S

OB-521S-AS
Colour: Aluminum silver (no logo)
For MDT521S

A construction allowing the bezel to be changed by the user has been adopted.
Please contact a local dealership for more information.

Other Options

DP-1CA5 CAT5 Kit For MDT421S

CAT5 Transmitter Box

CAT5 Receiver Box

DP-2CA5-T/DP-2CA5-R

CAT5 Kit For MDT551S/LDT551V

CAT5 Transmitter Box

CAT5 Receiver Box

DP-1SDI-3G

SDI Box For MDT551S

	Stereo Speakers						Stands				CAT5 Kit		SDI Box
Model Name	SP-321V	SP-422V	SP-461V	SP-421S	SP-521S	SP-551S	ST-322V	ST-422V	ST-461V	ST-521S	DP-1CA5	DP-2CA5-T/DP-2CA5-R	DP-1SDI-3G
LDT323V	✔	—	—	—	—	—	✔	—	—	—	—	—	—
LDT422V	—	✔	—	—	—	—	—	✔	—	—	—	—	—
LDT461V2	—	—	✔	—	—	—	—	—	✔	—	—	—	—
LDT551V	—	—	—	—	—	✔	—	—	✔	—	—	✔	—
MDT421S	—	—	—	✔	—	—	—	—	—	✔	✔	—	—
MDT521S	—	—	—	—	✔	—	—	—	—	✔	— *	— *	—
MDT551S	—	—	—	—	—	✔	—	—	✔	—	—	✔	✔
MDT652S	—	—	—	—	—	✔	—	—	—	—	— *	— *	—

*The CAT5 Kit is standard equipment for MDT521S/MDT652S.

Connector Terminals

MDT Connector Terminals

MDT421S

MDT521S



MDT551S



❶ Power in (3-pin with earth terminal)
❷ External speaker terminals
❸ Audio out (RCA)
❹ Audio in 1, 2, 3
❺ RGB 1 in (HDMI)
❻ RGB 2 in (DVI-D)
❼ RGB 3 in (mini D-sub 15-pin)
❽ RGB out (mini D-sub 15-pin)
❾ RGB 6 in (DisplayPort)
❿ RGB 5, CAT5 I/O (modular connector 8-pin)
⓫ Slot for optional CAT5 receiver box
⓬ RS-232C (D-sub 9-pin)
⓭ Video I/O (BNC/S-terminal/RCA)
S-Video in (mini DIN 4-pin)
Video in (BNC/RCA)
Video out (BNC)
⓮ RGB 4 in, DVD/HD in (BNC)
⓯ USB hub ⓰ LAN connector

MDT421S MDT521S

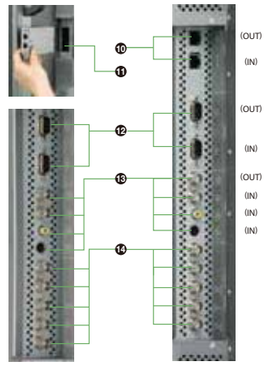

MDT551S



MDT652S

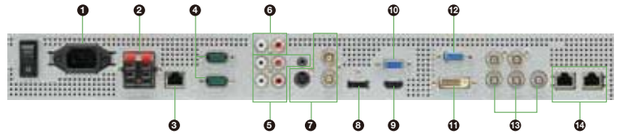

❶ Power in (3-pin with earth terminal)
❷ External speaker terminals
❸ LAN (modular connector 8-pin)
❹ RS-232C (D-sub 9-pin)
❺ Audio in 1, 2, 3
❻ Audio out (RCA)
❼ Video I/O (BNC/S-terminal)
S-Video in (mini DIN 4-pin)
Video in (BNC)
Video out (BNC)
❽ RGB 6 in (DisplayPort)
❾ RGB 1 in (HDMI)
❿ RGB out (mini D-sub 15-pin)
⓫ RGB 2 in (DVI-D)
⓬ RGB 3 in (mini D-sub 15-pin)
⓭ RGB 4 in, DVD/HD in (BNC)
⓮ RGB 5, CAT5 I/O (modular connector 8-pin)

LDT Connector Terminals

LDT323V/LDT422V



❶ Power in (3-pin with earth terminal)
❷ External speaker terminals
❸ Audio in
❹ Audio out (RCA)
❺ Video I/O (BNC/S-terminal)
S-Video in (mini DIN 4-pin)
Video in (BNC)
Video out (BNC)
❻ RS-232C (D-sub 9-pin)
❼ RGB 1 in (HDMI)
❽ RGB out (mini D-sub 15-pin)
❾ RGB 2 in (DVI-D)
❿ RGB 3 in (mini D-sub 15-pin)
⓫ RGB 4 in, DVD/HD in (BNC)

LDT461V2



❶ External speaker terminals
❷ Power in (3-pin with earth terminal)
❸ RGB1/2 in (HDMI 1/2)
❹ RGB 3 in (mini D-sub 15-pin)
❺ RGB 4 in [R, G, B, H, V] (BNC)
❻ RGB out (mini D-sub 15-pin)
❼ DVD/HD in [Y, Pb/Cb, Pr/Cr] (BNC)
❽ Audio in 1, 2, 3
❾ Audio out
❿ RS-232C (D-sub 9-pin)
⓫ Video I/O (BNC/S-terminal/RCA)
S-Video in (mini DIN 4-pin)
Video in (BNC/RCA)
Video out (BNC)



LDT551V



❶ Power in (3-pin, with earth terminal)
❷ USB hub
❸ RGB 6 in (DisplayPort)
❹ RGB 1 in (HDMI)
❺ RGB 2 in (DVI-D)
❻ RGB 3 in (mini D-sub 15-pin)
❼ RGB out (mini D-sub 15-pin)
❽ RGB 4 in, DVD/HD in (BNC)
❾ Video I/O (BNC/S, RCA connectors)
❿ External speaker terminals
⓫ Audio out (RCA)
⓬ Audio in 1, 2, 3
⓭ RS-232C (D-sub 9-pin)
⓮ LAN connector
⓯ Option slot



*HDCP compatibility is not supported when DVI-D is connected to a Macintosh computer. HDCP: High-bandwidth Digital Content Protection