

Display Solutions

Projectors | LCD Monitors

Summer / Autumn 2010



Brighter display solutions

INSTALLATION XGA	INSTALLATION XGA	INSTALLATION XGA	INSTALLATION XGA	INSTALLATION XGA	SHORT THROW WXGA	PORTABLE WXGA
						
XL1550U / XL2550U	XD3200U	XD3500U	XL6500U / XL6600U	XD8000U / XD8100U	EW230U-ST	EW270U
1024x768 (XGA) 4:3 (16:9 available)	1024x768 (XGA) 4:3 (16:9 available)	1024x768 (XGA) 4:3 (16:9 available)	1024x768 (XGA) 4:3 (16:9 available)	1024x768 (XGA) 4:3 (16:9 available)	1280x800 (WXGA) 16:10 (4:3 Zoom and Stretch Options available)	1280x800 (WXGA) 16:10 (4:3 Zoom and Stretch Options available)
3100 / 4000	4500	5000	5000 / 6000	6500 / 7000 with Dual lamp	2400	2600
4.5kg / 4.7kg	10.5kg	10.5kg	9.8kg	16kg	2.8kg	2.4kg
400:1 / 600:1	2500:1	2500:1	1000:1	2000:1	2000:1	2000:1
3LCD 0.8"	DMD 0.7"	DMD 0.7"	3LCD 1.3"	DMD 0.7"	DMD 0.65"	DMD 0.65"
22dBA / 29dBA	26dBA	26dBA	29dBA	28dBA	29dBA	29dBA
Vertical +35°/-35°, Horizontal +25°/-25°	Vertical +35°/-35°, Horizontal +25°/-25°	Vertical +35°/-35°, Horizontal +25°/-25°	Horizontal +/-25°, Vertical +/-35°	Horizontal & Vertical	Vertical +20° / -20°	Vertical +20° / -20°
15-100 50-120	15-100 50-95	15-100 50-95	15-100 50-120	15-100 50-95	31-99 48-120	31-99 48-120
Manual	Motorised	Motorised	Motorised	Motorised	Manual	Manual
f=29.0-37.0mm	f=24.5-33.1mm	f=24.5-33.1mm	f=51.0-64.0mm	f=24.5-33.1mm	f=6.9mm	f=21.1-23.0mm
3W mono	10W mono	10W mono	10W mono	N/A	2W mono	2W mono
RCA x1, S-Video x1	HDMI x1, S-Video x1 or BNC (Y,C) x1, RCA x1 or BNC x1	HDMI x1, S-Video x1 or BNC (Y,C) x1, RCA x1 or BNC x1	S-Video x1 or BNC (Y,C) x1, RCA x1 or BNC x1	BNC x1, S-Video x1, HDMI 1,3 x1	RCA x1, S-Video x1, HDMI x1	RCA x1, S-Video x1, HDMI x1
Stereo Mini Jack (3,5mm) x1, RCA Jack (L/R) x2	Stereo Mini Jack (3,5mm) x3, RCA Jack (L/R) x2	Stereo Mini Jack (3,5mm) x3, RCA Jack (L/R) x2	Stereo Mini Jack (3,5mm) x1, RCA Jack (L/R) x1	N/A	Stereo Mini Jack (3,5mm) x1	Stereo Mini Jack (3,5mm) x1
Mini D-Sub 15 Pin x2, DVI-D (HDCP) x1	Mini D-Sub 15 Pin x1, 5 BNC x1, DVI-D (HDCP) x1	Mini D-Sub 15 Pin x1, 5 BNC x1, DVI-D (HDCP) x1	5 BNC x1, Mini D-Sub 15 Pin x1, / 5 BNC x1, Mini D-Sub 15 Pin x1, DVI-D	5 BNC x1, Mini D-Sub 15 pin x1, DVI-D x1	Mini D-Sub 15 Pin x2	Mini D-Sub 15 Pin x2
Stereo Mini Jack (3,5mm) x1	Stereo Mini Jack (3,5mm) x1 (variable out)	Stereo Mini Jack (3,5mm) x1 (variable out)	Stereo Mini Jack (3,5mm) x1	N/A	Stereo Mini Jack (3,5mm) x1	Stereo Mini Jack (3,5mm) x1
Mini D-Sub 15 Pin x1	Mini D-Sub 15 Pin x1	Mini D-Sub 15 Pin x1	Mini D-Sub 15 Pin x1	N/A	Mini D-Sub 15 Pin x1	Mini D-Sub 15 Pin x1
RS232C (9 Pin), USB for Mouse, LAN (RJ-45)	RS232C (9 Pin), USB for Mouse, LAN (RJ-45), Wired remote	RS232C (9 Pin), USB for Mouse, LAN (RJ-45), Wired remote	RS232C (8 Pin) x2, USB for Mouse, Wired Remote / RJ-45	LAN (RJ-45) x1, RS-232C in/out x1, Wired remote in/out x1	RS232C (9 Pin), LAN (RJ-45) x1	RS232C (9 Pin), LAN (RJ-45) x1
Yes	Yes	Yes	No	No	No	No
640x480 - 1024x768 - 1280x1024 comp., 1600x1200 re-samp.	640x480 - 1024x768 - 1600x1200 comp.	640x480 - 1024x768 - 1600x1200 comp.	640x480 - 1024x768 - 1600x1200 comp.	640x480 - 1024x768 - 1920x1200 comp.	640x480 - 1280x800 - 1600x1200 comp.	640x480 - 1280x800 - 1600x1200 comp.
NTSC/NTSC4.43/PAL (Including PAL-M, N) / SECAM/PAL-60, Component Video: 480i/p(525i/p), 576i/p (625i/p), 720p(750p), 1080i(1125i 50/60Hz)	NTSC/NTSC4.43/PAL (Including PAL-M, N) / SECAM/PAL-60, Component Video: 480i/p(525i/p), 576i/p (625i/p), 720p(750p), 1080i(1125i 60Hz), 1080i(1125i 50Hz), SCART (RGB +1V Sync)	NTSC/NTSC4.43/PAL (Including PAL-M, N) / SECAM/PAL-60, Component Video: 480i/p(525i/p), 576i/p (625i/p), 720p(750p), 1080i(1125i 60Hz), 1080i(1125i 50Hz), SCART (RGB +1V Sync)	NTSC/NTSC4.43/PAL (Including PAL-M, N) / SECAM/PAL-60, Component Video: 480i/p(525i/p), 576i/p (625i/p), 720p(750p), 1080i(1125i 50/60Hz), 1080i(1250 50Hz) SCART (RGB +1V Sync)	NTSC/NTSC4.43/PAL (Including PAL-M, N) / SECAM/PAL-60, Component Video: 480i/p(525i/p), 576i/p (625i/p), 720p(750p), 1080i(1125i 50/60Hz), 1080p(1125p 50/60Hz), SCART (RGB +1V Sync)	NTSC/NTSC4.43/PAL (Including PAL-M, N) / SECAM/PAL-60, Component Video: 480i/p(525i/p), 576i/p (625i/p), 720p(750p), 1080i/p(1125i/p 50/60Hz)	NTSC/NTSC4.43/PAL (Including PAL-M, N) / SECAM/PAL-60, Component Video: 480i/p(525i/p), 576i/p (625i/p), 720p(750p), 1080i/p(1125i/p 50/60Hz)
333x113x272	450x187x373 (excl. terminal cover)	450x187x373 (excl. terminal cover)	443x207x434	490x200x420 (excl.cover)	282x94x229	282x94x229
5000 hours / 4000 hours	4000 hours	4000 hours	4000 hours	4000 hours Dual mode / 8000 hours Single mode	4000 hours	4000 hours
Power Cord, RGB Cable, AV Cable, USB Cable, RS232C Cable, Remote Control, Soft Carry Case, Manual on CD, Safety Manual	Power Cord, RGB Cable, RS232C Cable, Remote Control, Terminal Cover, Manual on CD, Safety Manual, Quick Start Card	Power Cord, RGB Cable, RS232C Cable, Remote Control, Terminal Cover, Manual on CD, Safety Manual, Quick Start Card	Power Cord, RGB Cable, AV Cable, RS232C Cable, Remote Control, Safety Pin x2, Terminal Cover, Spare dust filter, Manual on CD, Safety Manual	Power Cord, RGB Cable, RS232C Cable, Remote Control, Terminal Cover, Manual on CD, Safety Manual	Power Cord, RGB Cable, Remote Control, Soft carrying case Manual on CD, Safety Manual, Quick Start Guide	Power Cord, RGB Cable, Remote Control, Soft carrying case Manual on CD, Safety Manual, Quick Start Guide
VLT-XL550LP / VLT-XL650LP	VLT-XD3200LP	VLT-XD3200LP	VLT-XL6600LP	VLT-XD8000LP	VLT-EX240LP	VLT-EX240LP
Yes, 3	Yes, 5	Yes, 5	Yes, 4	Yes, 5	No	No
No	Yes	Yes	No	Yes	No	No
No	No	No	No	No	No	No
No	No	No	No	Yes	Yes	Yes
No	Yes, via PJ Link	Yes, via PJ Link	Yes, via PJ Link	Yes, via PJ Link	No	No
Projector: 3 year, Lamp: 1 year or 500 hours use	Projector: 3 year, Lamp: 1 year or 500 hours use	Projector: 3 year, Lamp: 1 year or 500 hours use	Projector: 3 year, Lamp: 1 year or 500 hours use	Projector: 3 year, Lamp: 1 year or 500 hours use	Projector: 3 year, Lamp: 1 year or 500 hours use	Projector: 3 year, Lamp: 1 year or 500 hours use
				Expected September 2010		

PORTABLE FULL HD	INSTALLATION FULL HD	INSTALLATION WUXGA	HOME CINEMA	HOME CINEMA
				
FD630U	FL6900U / FL7000U	UD8400U	HC3800 / HC3900	HC6800 / HC7000
1920x1080 (Full HD) 16:9 (4:3 Zoom and Stretch Options available)	1920x1080 (Full HD) 16:9 (4:3 Zoom and Stretch Options available)	1920x1200 (WUXGA) 16:10 (4:3 Zoom and Stretch Options available)	1920x1080 (Full HD) 16:9 (Zoom and Stretch Options available)	1920x1080 (Full HD) 16:9 (Zoom and Stretch Options available)
4000	4000 / 5000	6500 with Dual lamp	1300 / 3000	1500 / 1000
3,6kg	9,8kg	16kg	3,5kg / 3,6kg	7,5kg
2000:1	1000:1	2000:1	3300:1 / 2000:1	30.000:1 / 72.000:1
DMD 0.65"	3LCD 1.1"	DMD 0.67"	0,65" DMD	3LCD 0.74"
29dBA	29dBA	28dBa	25dBA	20dBA / 17dBA
Vertical Auto	Vertical +13,5°/-14,5°	Horizontal & Vertical	Vertical +15°/-15°	Vertical +15°/-15°
15-80	15-100	15-100	15-80	15-100
50-85	50-120	50-95	24-85	50-120
Manual	Motorised	Motorised	Manual	Motorised
f=20,57-29,94mm	f=51.0-64.0mm	f=24.5-33.1 mm	f=20,6-30,1mm	f=23,5-37,6mm
10W mono	10W mono	N/A	No	No
RCA x1, S-Video x1, HDMI x1	S-Video x1 or BNC (Y,C) x1, RCA x1 or BNC x1	BNC x1, S-Video x1, HDMI 1,3 x1, SDI x1	HDMI (v.1.3) x1, RCA x1, S-Video x1	HDMI (v.1.3) x2, S-Video x1, RCA x1, RCA (Y,Cb,Cr) x1
Stereo Mini Jack (3,5mm) x2, RCA Jack (L/R) x1	PC Stereo Mini Jack (3,5mm) x2, RCA Jack (L/R) x2	N/A	No	No
Mini D-Sub 15 Pin x2	Mini D-Sub 15 Pin x2, 5 BNC x1, DVI-D (HDCP) x1	5 BNC x1, Mini D-Sub 15 pin x1, DVI-D x1	Mini D-Sub 15 Pin x1,	Mini D-Sub 15 Pin x1
Stereo Mini Jack (3,5mm) x1	Stereo Mini Jack (3,5mm) x1	N/A	No	No
Mini D-Sub 15 Pin x1	Mini D-Sub 15 Pin x1	N/A	No	No
RS232C (8 Pin), RJ-45 x1	RS232C (9 Pin), USB for Mouse, LAN (RJ-45), Wired remote	LAN (RJ-45) x1, RS-232C in/out x1, Wired remote in/out x1	RS232C (8 pin)	RS232C (9 pin)
No	No	No	12V trigger out	12V trigger out
640x480 - 1920x1080 - 1600x1200 comp.	640x480 - 1920x1080 - 1600x1200 comp.	640x480 - 1920x1200	640x480 - 1920x1080 - 1600x1200 comp.	640x480 - 1600x1200 comp.
NTSC/NTSC4.43/PAL (Including PAL-M, N) / SECAM/PAL-60, Component Video: 480i/p(525i/p), 576i/p (625i/p), 720p(750p), 1080i(1125i 50/60Hz), 1080p	NTSC/NTSC4.43/PAL (Including PAL-M, N) / SECAM/PAL-60, Component Video: 480i/p(525i/p), 576i/p (625i/p), 720p(750p), 1080i(1125i 50/60Hz), 1080p(1125p 50/60Hz) (1080i(1250i 50Hz), SCART (RGB +1V Sync)	NTSC/NTSC4.43/PAL (Including PAL-M, N) / SECAM/PAL-60, Component Video: 480i/p(525i/p), 576i/p (625i/p), 720p(750p), 1080i(1125i 50/60Hz), 1080p(1125p 50/60Hz), SCART (RGB +1V Sync)	NTSC/NTSC4.43/PAL (Including PAL-M, N) / SECAM/PAL-60, Component Video: 480i/p(525i/p), 576i/p (625i/p), 720p(750p), 1080i(1125i 50/60Hz), 1080p (24/50/60Hz),	NTSC/NTSC4.43/PAL (Including PAL-M, N) / SECAM/PAL-60, Component Video: 480i/p(525i/p), 576i/p (625i/p), 720p(750p), 1080i(1125i 50/60Hz), 1080p (1125p 50/60Hz), 1080/24p, SCART (RGB +1V Sync)
345x129x270mm	443x207x434	490x200x420 (excl.cover)	345x129x270	427x159x440
5000 hours	4000 hours	4000 hours Dual mode / 8000 hours Single mode	5000 hours	4000 / 5000 hours
Power Cord, RGB Cable, Remote Control, Soft Carry Case, Lens cap, Lamp replacement tray Manual on CD, Safety Manual, Quick Start Guide	Power Cord, RGB Cable, AV Cable, RS232C Cable, Remote Control, Safety Pin, Filter, Terminal Cover, Manual on CD, Safety Manual	Power Cord, RGB Cable, RS232C Cable, Remote Control, Terminal Cover, Manual on CD, Safety Manual	Power Cord, RGB Cable Remote Control, Lens cap, Lamp replacement tray Manual on CD, Eng. Paper manual, Safety Manual	Power Cord, RGB Cable, RS232C Cable, Remote Control, Lens cap, Lamp replacement tray Manual on CD, Safety Manual
VLT-XD600LP	XLT-XL6600LP	VLT-XD8000LP	VLT-HC3800LP	VLT-HC6800LP / VLT-HC7000LP
No	Yes, 4	Yes, 5	No	No
No	Yes	Yes	No	Yes
No	No	No	No	No
Yes	No	Yes	Yes	No
No	Yes, via PJ Link	Yes, via PJ Link	No	No
Projector: 3 year, Lamp: 1 year or 500 hours use	Projector: 3 year, Lamp: 1 year or 500 hours use	Projector: 3 year, Lamp: 1 year or 500 hours use	Projector: 3 year, Lamp: 1 year or 500 hours use	Projector: 3 year, Lamp: 1 year or 500 hours use

Expected September 2010

Professional LCD Displays

	WXGA	WXGA	FULL HD	FULL HD SLIM BEZEL	
					
Model	LDT322V	LDT421V2	LDT422V	MDT421S	
Size	32"	42"	42"	42" Slim Bezel	
Resolution	1366x768 (WXGA)	1366x768 (WXGA)	1920x1080 (Full HD)	1920x1080 (Full HD)	
Format	16:9	16:9	16:9	16:9	
Brightness	450cd/m ²	500cd/m ²	500cd/m ²	700cd/m ²	
Weight (w/o stand)	14.5kg	26kg	21kg	23,5kg	
Contrast Ratio	2500:1	1600:1	1300:1	1100:1	
Technology	LCD	LCD	LCD	LCD	
Speakers	7W+7W	7W+7W	7W+7W	7W+7W	
Input / Output	Video Input	Composite <BNC/RCA>, Y/C <S-video>, Component <BNC>, DVI-D	Composite <BNC/RCA>, Y/C <S-video>, Component <BNC>, HDMI (PC/AV common)	Composite <BNC>, Y/C <S-video>, Component <BNC>, HDMI, DVI-D (PC/AV common)	Composite <BNC/RCA>, Y/C <S-video>, Component <BNC>, HDMI, DVI-D (PC/AV common)
	Audio Input	RCA (L/R) x2, Stereo Mini Jack x1	RCA (L/R) x2, Stereo Mini Jack x1	RCA (L/R) x2, Stereo Mini Jack x1, HDMI (digital audio)	RCA (L/R) x2, Stereo Mini Jack x1
	RGB Input	BNC (R,G,B,H,V), Mini D-sub 15 pin, DVI-D (PC/AV common)	BNC (R,G,B,H,V), Mini D-sub 15 pin, HDMI (PC/AV common)	BNC (R,G,B,H,V), Mini D-sub 15 pin, HDMI, DVI-D (PC/AV common)	BNC (R,G,B,H,V), Mini D-sub 15 pin, HDMI, DVI-D (PC/AV common), DisplayPort
	Audio Output	RCA pin jack (L/R)	RCA pin jack (L/R)	RCA pin jack (L/R)	RCA pin jack (L/R)
	Communication	RS-232C (Mini D-sub 9 Pin) 1x in	RS-232C (Mini D-sub 9 Pin) 1x in	RS-232C (Mini D-sub 9 Pin) 1x in, 1x out	RS-232C (Mini D-sub 9 Pin) 1x in / 1x out
	RGB Input Compatibility	640x480, 800x600, 1024x768, 1280x768, 1360x768, 1280x1024, 1600x1200* (*simpl.compression)	640x480, 800x600, 1024x768, 1280x768, 1360x768, 1280x1024, 1600x1200* (*simpl.compression)	640x480, 800x600, 1024x768, 1280x768, 1360x768, 1280x1024, 1600x1200*, 1920x1080, 1920x1200* (*simpl.compression)	640x480, 800x600, 1024x768, 1360x768, 1280x1024, 1600x1200*, 1920x1080, 1920x1200* (*simpl.compression)
	Signals Video Input	NTSC/NTSC4.43/PAL/ SECAM/PAL-60,	NTSC/NTSC4.43/PAL/ SECAM/PAL-60,	NTSC/NTSC4.43/PAL/ SECAM/PAL-60,	NTSC/NTSC4.43/PAL/ SECAM/PAL-60,
	Signals Compatibility	Comp.:480i, 480p, 720p, 1080i, Digital: 480p, 720p	Comp.:480i, 480p, 720p, 1080i, Digital: 480p, 720p, 1080i	Comp/Digital.:480i, 480p, 576i, 576p, 720p, 1080i	Comp./Digital:480i, 480p, 576i, 576p, 720p, 1080i, 1080p
Dimensions WxHxD mm (w/o stand)	789x476x133 mm	1022x612x127 mm	1023x614x133mm	966x559x116 mm	
Standard Accessories	Power Cord, VGA cable, Cable Holder, Remote Control, Clamper, Main Switch Cover, User Manual	Power Cord, VGA cable, Cable Holder, Stand x2 Remote Control, Clamper x2, Main Switch Cover, User Manual	Power Cord, VGA cable, Cable Holder, Stand x2 Remote Control, Clamper x2, Main Switch Cover, User Manual	Power Cord, VGA cable, Remote Control, Clamper x2 User Manual	
Optional Accessories	SP-321V (Speakers), ST-322V (Stand)	SP-421V (Speakers)	SP-421V (Speakers)	SP-421S (Speakers), ST-421S (Stand), DP-1CA5 (CAT5 kit), OB-421S-AS (Silver bezel)	
Speaker Dimensions WxHxD mm	75x545.8x83 mm	95x612x72.1 mm	95x612x72.1 mm	95x612x72.1 mm	
Viewing Angle	Up and Down 178° / Left and Right 178°	Up and Down 178° / Left and Right 178°	Up and Down 178° / Left and Right 178°	Up and Down 178° / Left and Right 178°	
Landscape Mode	Yes	Yes	Yes	Yes	
Portrait Mode	Yes	Yes	Yes	Yes	
Face up Mode	No	No	No	No	
Tiling Mode	Yes, up to 16 (4x4)	Yes, up to 16 (4x4)	Yes, up to 16 (4x4)	Yes, up to 25 (5x5)	
Warranty	3 years Return to base	3 years Return to base	3 years Return to base Expected August 2010	3 years Return to base	

FULL HD

FULL HD SLIM BEZEL

FULL HD SLIM BEZEL

QUAD HD



LDT461V2

MDT521S






MDT651S






56P-QF60LCU

46"	52" Slim Bezel	65" Slim Bezel	56"
1920x1080 (Full HD)	1920x1080 (Full HD)	1920x1080 (Full HD)	3840x2160 (Super MVA LCD)
16:9	16:9	16:9	16:9
500cd/m ²	700cd/m ²	700cd/m ²	500cd/m ²
33kg	40kg	46.5kg	51kg
1500:1	2000:1	2500:1	1200:1
LCD	LCD	LCD	LCD
7W+7W	7W+7W	7W+7W	No
Composite <BNC/RCA>, Y/C <S-video>, Component <BNC>, HDMI (PC/AV common)	Composite <BNC/RCA>, Y/C <S-video>, Component <BNC>, HDMI, DVI-D (PC/AV common)	Composite <BNC>, Y/C <S-video>, Component <BNC>	No
RCA (L/R) x2, Stereo Mini Jack x1	RCA (L/R) x2, Stereo Mini Jack x1	RCA (L/R) x2, Stereo Mini Jack x1	No
BNC (R,G,B,H,V), Mini D-sub 15 pin, HDMI (PC/AV common)	BNC (R,G,B,H,V), Mini D-sub 15 pin, HDMI, DVI-D (PC/AV common)	BNC(R,G,B,H,V), Mini D-sub 15Pin, HDMI, DVI-D (PC/AV common), DisplayPort	DVI-D x4
RCA pin jack (L/R)	RCA pin jack (L/R)	RCA pin jack (L/R)	No
RS-232C (Mini D-sub 9 Pin) 1x in	RS-232C (Mini D-sub 9 Pin) 1x in / 1x out	RS-232C (Mini D-sub 9 Pin) 1x in / 1x out	RS-232C (Mini D-Sub 9 Pin), LAN RJ-45 x1
640x480, 800x600, 1024x768, 1280x768, 1360x768, 1280x1024, 1600x1200*, 1920x1080, 1920x1200* (*simpl. compression)	640x480, 800x600, 1024x768, 1280x768, 1360x768, 1280x1024, 1600x1200*, 1920x1080, 1920x1200* (*simpl.compression)	640x480, 800x600, 1024x768, 1280x768, 1360x768, 180x1024, 1600x1200*, 1920x1080, 1920x1200* (* simpl.compression)	VGA, SVGA, XGA, WXGA, SXGA, UXGA, WUXGA, Quad HD
NTSC/NTSC4.43/PAL/ SECAM/PAL-60,	NTSC/NTSC4.43/PAL/ SECAM/PAL-60,	NTSC/NTSC4.43/PAL/ SECAM/PAL-60,	Digital RGB Video TMDS (DVI-D connector)
Comp./Digital:480i, 480p, 720p, 1080i, 1080p	Comp./Digital:480i, 480p, 576i, 576p, 720p, 1080i, 1080p	Componrnt:480i, 480p, 720p, 1080i, 1080p	No
1122x663x136 mm	1202x698x122 mm	1498x873x139 mm	1333x872x420 mm
Power Cord, VGA cable, Cable Holder, Stand x2 Remote Control, Clamper x2, Main Switch Cover, User Manual	Power Cord, VGA cable, Remote Control, Clamper x2 User Manual, CAT5 Tx Box, CD-rom	Power Cord, VGA cable, Remote Control, Clamper x2 User Manual, CAT5 Tx Box, CD-rom	Power Cord, Remote Control User Manual, Desktop Stand
SP-461V Speakers	SP-521S (Speakers), ST-521S (Stand), OB-521S-AS (Silver Bezel)	SP-521S (Speakers)	No
95x663x81.6 mm	80x698x72.1 mm	80x698x72.1 mm	No
Up and Down 178° / Left and Right 178°	Up and Down 178° / Left and Right 178°	Up and Down 178° / Left and Right 178°	Up and Down 176° / Left and Right 176°
Yes	Yes	Yes	Yes
Yes	Yes	Yes	No
No	Yes	Yes	No
Yes, up to 25 (5x5)	Yes, up to 25 (5x5)	Yes, up to 25 (5x5)	No
3 years Return to base	3 years Return to base	3 years Return to base	3 years Return to base

Lens options

XD1000U / XD2000U / XL1550U / XL2550U / WL2650U / HL2750U / MH2850U					
					
	Standard Lens	Short Throw Zoom OL-XL2550SZ (1)	Medium Throw Zoom OL-XL2550MZ (2)	Long Throw Zoom OL-XL2550LZ	Tele Zoom OL-XL2550TZ
Focal Length (mm)		24~29	29~37	32~48	48~74
Throw Ratio		1.5-1.8	1.8-2.3	2.0-3.0	3.0-4.6
Length (mm)		115	129	180	170
Lens Size (mm)		69	69	73	73
Zoom / Focus		Manual / Manual	Manual / Manual	Manual / Manual	Manual / Manual

XD1000U / XD2000U / XD3200U / XD3500U / WD2000U / WD3300U / XD8000U / XD8100U / WD8200U / UD8400U						
						
	Standard Lens	Wide-Angle OL-XD2000FR	Short Throw Zoom Adapter OL-XD2000SZ	Long Throw Zoom Adapter OL-XD2000LZ	Tele Zoom OL-XD2000TZ	Ultra Zoom OL-XD8000UZ (4)
Focal Length (mm)	24.5~33.1	11.5	19.6~26.5	32.4~40.5	40.7~65.1	64.5~128.5
Throw Ratio	1.7-2.4	0.8	1.35-1.85	2.1-2.85	2.9-4.7	4.7-9.0
Length (mm)		143	85	89	143	186
Lens Size (mm)		83	145	145	80	86
Zoom / Focus	Motorised / Motorised	Fixed / Motorised	Motorised / Motorised	Motorised / Motorised	Motorised / Motorised	Motorised / Motorised

XL5900U / XL5980U / XL6500U / XL6600U / WL6700U / FL6900U / FL7000U					
					
	Standard Lens	Wide-Angle OL-X500FR (3)	Short Throw Zoom OL-X500SZ	Long Throw Zoom OL-X500LZ	Tele Zoom OL-X500TZ
Focal Length (mm)	51~64	22	37~44	64~90	93~140
Throw Ratio	1.9-2.4	0.8	1.3-1.6	2.4-3.3	3.4-5.2
Length (mm)		168.8	175.2	195.9	197.3
Lens Size (mm)		123.6	84	84	84
Zoom / Focus	Motorised / Motorised	Fixed / Manual	Motorised / Motorised	Manual / Manual	Manual / Manual

(1) Is standard lens for WL2650U / HL2750U / MH2850U, is optional lens for XL1550U / XL2550U

(2) Is standard lens for XL1550U / XL2550U, is optional lens for WL2650U / HL2750U / MH2850U

(3) Lens Shift function not possible when using OL-X500FR

(4) Only suitable for XD3200U / XD3500U / WD3300 / XD8100U / WD8200U / UD8400U

Visit our website for up to date lens calculator

MITSUBISHI ELECTRIC EUROPE (BENELUX Office)

Nijverheidsweg 23A, 3641 RP Mijdrecht - The Netherlands

Tel: +31 (0)297-282461 Fax: +31 (0)297-283936 - www.MitsubishiElectric.nl

Specifications are subject to change without notice (E&O.E.)

for a greener tomorrow

