

# MULTIMEDIA DATA/VIDEO PROJECTORS

*Short Throw Projector for  
flexible installation and  
efficient use of room space*

**NEW** Mobile XGA Projector

# EX321U-ST

**NEW** Mobile WXGA Projector **WIDE**

# EW331U-ST



*For Education*

## 3 Major Functions

### 1 Short Throw Projection

Using a projector in small meetings rooms used to be difficult due to insufficient projection distance. Not any more! The EX321U-ST and EW331U-ST require a mere 74cm and 63cm respectively for a projection of a clear, easy-to-read screen image approximately the size of a 60-inch whiteboard. It can be set on the edge of a tabletop, eliminating the loss of workspace commonly caused by the need to clear a path for the projection light.

**Projected Image comparison (with 60-inch screen)**

EX321U-ST/ EW331U-ST



Tabletop dead space is minimized, effectively leaving workspace open for documents and other items.

Mitsubishi conventional model [Projection distance of 200cm\*(77"\*)]



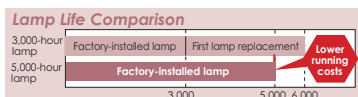
Conventional projectors require a significant amount of dead space for projecting images.

### 2 High Image Quality—3000lm Brightness and 2700:1 High Contrast

The EX321U-ST/ EW331U-ST reproduces vivid images using 3000lm brightness at a high contrast ratio of 2700:1.

### 3 High Reliability—5000hr\* Long-life Lamp

By increasing the estimated lamp life, we've added the advantages of lower maintenance and reduced operating cost.



\*When used in Low Mode. Maximum lamp life in standard mode use is 3,500 hours. It's an estimated life time and the lamp is to be shut off upon the arrival. Lamp life refers to the average time required for brightness to be reduced by half, and not the time specified in the warranty. Lamp service life may vary widely depending on the environment and conditions, and whether or not cleaning and other maintenance procedures are followed.

## More Functions

● Advanced Network Management



**Link**



● 3D READY

● Silent 28dB Operation (Low Mode)

● Wall Screen

● Loud 10W built-in speaker

● Direct Power Off

● Top-loading lamp\*



Top-loading lamp

\*1: A lamp replacement attachment is included to prevent the lamp from being dropped during replacement.

● Stand-by Mode under 0.5W\*

\*2: When LAN control is set to RS-232C, and "Stand-by Audio Out" and "Stand-by Monitor Out" are set to "Off."

● BrilliantColor™\*3 (6-segment color wheel) Adopted

\*3: BrilliantColor is a trademark of Texas Instruments.

● 18-language On-screen Display Capable

● Closed Caption (CC) Capable

● Dual RGB Input Terminal

● Audio Pass Through

for a greener tomorrow






# EX321U-ST/EW331U-ST

Mobile XGA / WXGA Projector

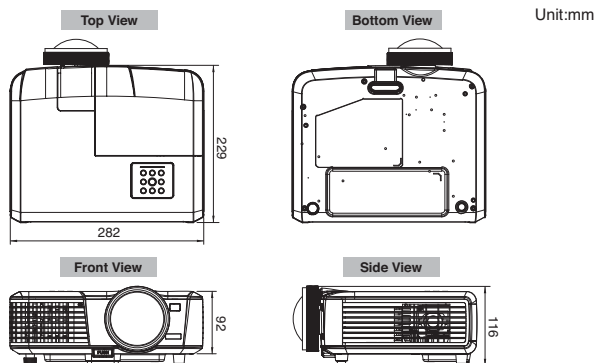
Short Throw Projection	Brilliant Color™	Wall Screen	10W Speaker	Password Lock	Direct Power Off	Long-life Lamp	Picture Performance
Low Standby Power	Top Loading Lamp	Closed Caption	Low Fan Noise	LAN (RJ-45)	HDMI		Presentation User Friendly

## Input and Output Terminals



- |                            |                  |                |
|----------------------------|------------------|----------------|
| 1 Monitor output           | 4 Serial RS-232C | 7 Audio output |
| 2 PC/Component video input | 5 LAN (RJ-45)    | 8 S-Video      |
| 3 HDMI                     | 6 Audio input    | 9 Video        |

## Dimensions



for a greener tomorrow

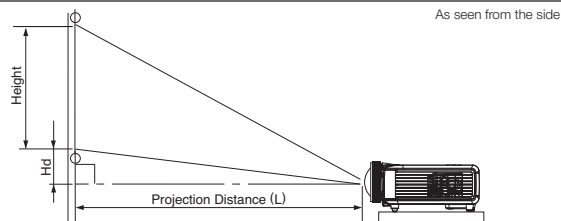
Eco Changes is the Mitsubishi Electric Group's environmental statement, and expresses the Group's stance on environmental management. Through a wide range of businesses, we are helping contribute to the realization of a sustainable society.

## Specifications

Model	EX321U-ST	EW331U-ST
Display Technology	0.55" 1-Chip DMD	0.65" 1-Chip DMD
Resolution	1024 x 768 (Total 786,432 pixels)	1280 x 800 (Total 1,024,000 pixels)
Brightness	3000lm	
Contrast Ratio	2700 : 1	
Picture Size*1	40" - 300"	50" - 300"
Throw Ratio*1	0.608	0.489
Source Lamp	170W (5000hr*2) with Low Mode, 230W (3500hr*2) with Standard Mode	
PC Compatibility	640 x 480 - 1600 x 1200, True : 1024 x 768, Sync on Green available	640 x 480 - 1600 x 1200, True : 1280 x 800, Sync on Green available
Video Compatibility	NTSC / NTSC 4.43 / PAL (including PAL-M, N) / SECAM / PAL-60 Component Video ; 480i/p (525i/p), 576i/p (625i/p), 720p (750p), 1080i/p (1125i/p 60Hz), 1080i/p (1125i/p 50Hz)	
Input Terminals	RGB ; mini D-sub 15pin x 2 Video ; RCA x 1 + S-VIDEO x 1 Digital ; HDMI*3 x 1 Audio ; Stereo mini jack (ø3.5mm) x 1	
Output Terminals	RGB ; mini D-sub 15pin x 1 Audio ; Stereo mini jack (ø3.5mm) x 1	
Communication Terminal	Serial; D-Sub 9pin x 1 (RS-232C) LAN ; RJ-45 x 1	
Speaker Output	10W Mono	
Dimensions (W x H x D)	282 x 92 x 229 mm / 11.1 x 3.6 x 9.0 inch (Not including protrusion)	
Weight	2.9kg / 6.4lbs	
Power Requirements	AC 100-240V, 50/60Hz	
Optional Lamp	VLT-EX320LP	

- Compliant with ISO21118-2005
- All brand names and product names are trademarks, registered trademarks or trade names of their respective holders.
- \*1: Actual values may vary slightly from those listed here.
- \*2: Lamp service life varies depending on usage environment and maintenance.
- \*3: HDMI, the HDMI Logo, and High-Definition Multimedia Interface are trademarks or registered trademarks of HDMI Licensing LLC in the United States and other countries.

## Screen size and Projection distance



### EX321U-ST Screen size chart (4:3 aspect ratio)

Diagonal Size		Screen		Height (H)		Distance from screen (L)		Height projected image (Hd)	
		Width (W)		inch	cm	inch	m	inch	cm
40	102	32	81	24	61	19	0.5	4	9
60	152	48	122	36	91	29	0.7	5	14
80	203	64	163	48	122	39	1.0	7	18
100	254	80	203	60	152	49	1.2	9	23
120	305	96	244	72	183	58	1.5	11	27
150	381	120	305	90	229	73	1.9	14	34
200	508	160	406	120	305	97	2.5	18	46
250	635	200	508	150	381	122	3.1	23	57
300	762	240	610	180	457	146	3.7	27	69

The above numbers are approximate, and may be slightly different from the actual measurements.

### EW331U-ST Screen size chart (16:10 aspect ratio)

Diagonal Size		Screen		Height (H)		Distance from screen (L)		Height projected image (Hd)	
		Width (W)		inch	cm	inch	m	inch	cm
50	127	42	108	26	67	21	0.5	1	3
60	152	51	129	32	81	25	0.6	2	4
80	203	68	172	42	108	33	0.8	2	5
100	254	85	215	53	135	41	1.1	3	7
150	381	127	323	79	202	62	1.6	4	10
200	508	170	431	106	269	83	2.1	5	13
250	635	212	538	132	337	104	2.6	7	17
270	686	229	582	143	363	112	2.8	7	18
300	762	254	646	159	404	124	3.2	8	20

The above numbers are approximate, and may be slightly different from the actual measurements.

**MITSUBISHI ELECTRIC EUROPE (BENELUX Office)**

Nijverheidsweg 23A, 3641 RP Mijdrecht - The Netherlands  
Tel: +31 (0)297-282461 Fax: +31 (0)297-283936 - [www.MitsubishiElectric.nl](http://www.MitsubishiElectric.nl)

To find out more about EX321U-ST/EW331U-ST and our projectors, visit us at

<http://www.MitsubishiElectric.com/projectors/>