





EX200U

In the Boardroom or Classroom...
Add life to your presentations

• **Light & compact body**

A light 2.4kg, 2300lm brightness

The EX200U weighs in at a light 2.4kg for excellent portability, and offers an impressive projection brightness of 2300lm. Whether used in a meeting room or classroom, clear images are reproduced even in ambient light.



• **Usability**

Wall Screen

Projects natural color images not only onto white or black boards, but light-yellow, blue, light-green or pink walls as well - turning nearly any wall into a projection surface.

Direct Power Off

The EX200U features a direct power off function that immediately cuts all power, eliminating previously the annoying power-down time required before unplugging the projector. When the presentation is over, simply turn off the power, disconnect the projector, and you're ready to go. A must-have feature for people that require mobility and have busy schedules.

Top-loading lamp

The projection lamp is installed in the upper section of the main body. Whether sitting on a shelf or suspended from the ceiling, lamp replacement is simple and easy*1, and there's never a need to move the whole projector.

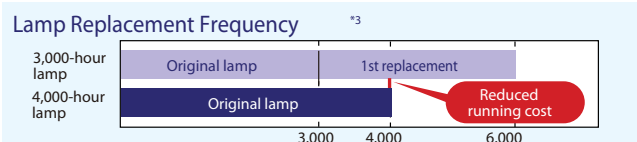


*1; A lamp replacement attachment is included to prevent the lamp from being dropped during replacement.

• **Ecological & Cost-efficient**

Long 4,000hr*2 Lamp Life

By increasing the estimated lamp life, we've added the advantages of lower maintenance and reduced operating cost.



*2; When used in low lamp mode. Maximum lamp life in standard mode use is 3,000 hours.

*3; Lamp life refers to the average time required for brightness to be reduced by half, and not the time specified in the warranty. Lamp service life may vary widely depending on the environment and conditions, and whether or not cleaning and other maintenance procedures are followed.

Brighter display solutions

NEW



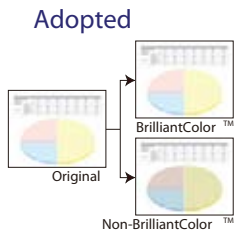
EX200U

Mobile XGA Projector


- Brilliant Color™
- Wall Screen
- Password Lock
- Direct Power Off
- Long-life Lamp
- Low Standby Power
- Picture Performance
- Presentation
- Top Loading Lamp
- Closed Caption
- Low Fan Noise
- User Friendly

Other Features

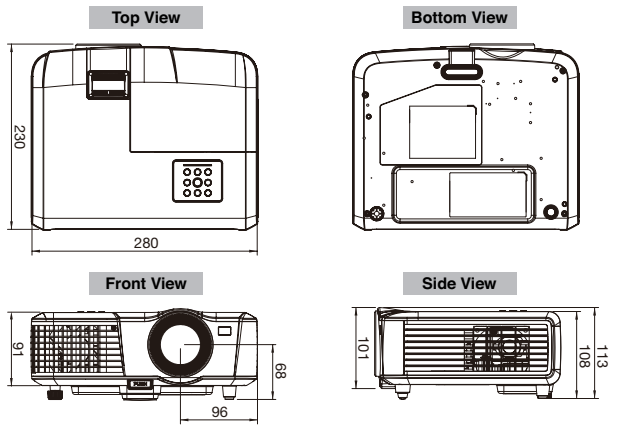
- Superior Color Performance
New BrilliantColor™ (6segment color wheel)
*BrilliantColor is a trademark of Texas Instruments.
- For worldwide business presentation
18 Languages OSD
- Automatic Subtitle Function
Closed Caption (CC) Capable
- Enhanced Terminal
Dual RGB Input Terminal



Input and Output Terminals



Dimensions



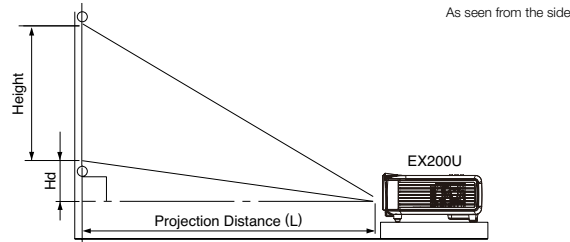
Unit:mm

Specifications

Model	EX200U
Display Technology	0.55" 1-Chip DMD
Resolution	1024 x 768 (Total 786,432 pixels)
Brightness	2300lm
Contrast Ratio	1250 : 1
Picture Size	40" - 300"
Throw Ratio	1.9 - 2.1
Source Lamp	160W (Shut-off Time 4000hr*3) with Low Mode, 185W (Shut-off Time 3000hr*3) with Standard Mode
PC Compatibility	640 x 400 - 1600 x 1200, True : 1024 x 768, Sync on Green available
Video Compatibility	NTSC / NTSC 4.43 / PAL (including PAL-M, N) / SECAM / PAL-60 Component Video ; 480i/p (525i/p), 576i/p (625i/p), 720p (750p), 1080i (1125i 60Hz), 1080i (1125i 50Hz)
Input Terminals	RGB ; mini D-sub 15pin x 2 RCA x 1 + S-VIDEO x 1 Audio ; Stereo mini jack (ø3.5mm) x 1
Output Terminals	RGB ; mini D-sub 15pin x 1 Audio ; Stereo mini jack (ø3.5mm) x 1
Communication Terminal	RS-232C; D-Sub 9pin x 1
Audio Speaker	2W Mono
Dimensions (W x H x D)	280 x 91 x 230 mm / 11.0 x 3.6 x 9.1 inch
Weight	2.4kg / 5.3lbs
Power Requirements	AC 100-240V, 50/60Hz
Optional Lamp	VLT-EX240LP

• Compliance with ISO21118-2005
• All brand names and product names are trademarks, registered trademarks or trade names of their respective holders.

Screen size and Projection distance



Screen size chart (4:3 aspect ratio)

Screen		Distance from screen (L)				Height projected image (Hd)					
Diagonal Size	Width (W)	Height (H)	Shortest (Wide)	Longest (Tele)	inch	cm	inch	cm			
40	102	32	81	24	61	60	1.5	66	1.7	2	6
60	152	48	122	36	91	90	2.3	99	2.5	4	9
80	203	64	163	48	122	120	3.0	132	3.4	5	12
100	254	80	203	60	152	150	3.8	165	4.2	6	15
150	381	120	305	90	229	225	5.7	247	6.3	9	23
200	508	160	406	120	305	300	7.6	330	8.4	12	30
250	635	200	508	150	381	375	9.5	412	10.5	15	38
300	762	240	610	180	457	450	11.4	-	-	18	46

The above numbers are approximate, and may be slightly different from the actual measurements.

Screen size chart (16:9 aspect ratio)

Screen		Distance from screen (L)				Height projected image (Hd)					
Diagonal Size	Width (W)	Height (H)	Shortest (Wide)	Longest (Tele)	inch	cm	inch	cm			
40	102	35	89	20	50	66	1.7	73	1.9	6	15
60	152	52	133	29	75	99	2.5	109	2.8	9	22
80	203	70	177	39	100	132	3.4	146	3.7	12	30
100	254	87	221	49	125	166	4.2	182	4.6	15	37
150	381	131	332	74	187	248	6.3	273	6.9	22	56
200	508	174	443	98	249	331	8.4	364	9.3	29	75
250	635	218	553	123	311	414	10.5	455	11.6	37	93
275	699	240	609	135	342	455	11.6	-	-	40	103

The above numbers are approximate, and may be slightly different from the actual measurements.

MITSUBISHI ELECTRIC EUROPE (BENELUX Office)
 Nijverheidsweg 23A, 3641 RP Mijdrecht - The Netherlands
 Tel: +31 (0)297-282461 Fax: +31 (0)297-283936 - www.MitsubishiElectric.nl

Brighter display solutions